A.J.S.

Motor Cycles

1921-1924

3-49 h.p. Models

CATALOGUE

OF

SPARE PARTS.

A. J. Stevens & Co. (1914) Ltd.

WOLVERHAMPTON,

TELEPHONE: 1731 (Five Lines.)

CODES. A.B.C. 5th Edition. A.B.C. 6th Edition. Bentley's. Marconi International

TELEGRAMS. "HOPIT, Wolverhampton."

Price 2/6

INDEX.

Description of Part.	Pages on which Prices and Illustrations will be found.	
	Price.	Illustration.
Instructions for tracing Parts in this Catalogue	see page 6	
Instructions for Agents only ...	see page 7	
Instructions for ordering Sidecar Chassis or Body Parts... ...	see page 105	
Brake, Pedal and Fittings (Rear)	44, 46	123
Brake (Front Rim Type)	36, 38	121
Brake (Front Expanding)	38, 40	121
Brake (Rear Expanding)	42, 44	121
Carburetter (A.M.A.C.)	88, 90	126, 128
Carburetter (Binks')	90, 92	129
Carrier	58	124
Chains and Links	76	126
Chaincases and Chainguards	56, 58	124
Chaincase Fittings	56, 58	120
Change Speed Parts	32, 34	120
Clutch	28, 30	119
Control Cables	66, 68	126
Control Levers	66	126
Control Levers (Separate Oil Tank)	68	130
Engine	8 to 22	114, 117
Engine Plates	50	117
Exhaust System	72 to 76	125
Footboards	70	122
Footrests	72	123
Footstarter	30, 32	118, 119
Forks (Front Spring)...	46, 50	124
Frame and Fittings	50	124
Gearbox	22, 28	118, 119
Handlebar Grips	62	120
Handlebars	62	125
Hub (Front)	34, 36	121
Hub (Rear)	40, 42	123
Knee Grips	62	120
Lamps (Electric)	93	Not Illustrated
Lighting Sets (Acetylene)	100	" "
Lighting Sets (Electric)	96, 100	" "
Leg Shields	94, 96	" "
Mudguards (Front)	52, 54	125
Mudguards (Rear)	54, 56	125
Magneto	84, 88	120
Number Plates	56	122
Oil Tank (Separate)	60	130
Oil Pump (Hand Type)	78	127
Oil Pump (Mechanical)	78, 80	127
Oil Pump (Mechanical, Sight Feed)	80, 82	127

Description of Part.	Pages on which Prices and Illustrations will be found.	
	Price.	Illustration.
Pannier Tool Cases	58, 60	124
Pipes (Petrol)	82	125
Pipes (Oil)	84	127
Saddle	94	122
Stands (Front and Rear)	52	124
Seat Pillar	50	125
Tank Fittings	60, 62	120
Tank	60, 62	124
Taps	60, 62	120
Tyre Inflator	102	123
Tool Roll and Tools	100, 102	130
Wheels (Front)	34, 36	122
Wheels (Rear)	40, 42	122
SIDECAR CHASSIS AND BODY SECTION.		
Aprons	112	Not Illustrated
Bodies	112	107
Body Fittings	112, 113	Not Illustrated
Chassis	103	106
Connections	110, 111	106
Wheel and Fittings	109	106
Windscreens	112	107

3.49 h.p. Spare Parts Catalogue.

Rules to be observed:

(Important Instructions for tracing Parts will be found on Page 6).

1. It will greatly facilitate prompt attention to clients' correspondence or requirements if letters or goods are addressed to the Company, and to the department concerned.

2. The main departments are as follows:—

New Machines -	- Sales Department.
New Machines for Export	- Export Sales Department.
Repairs, Overhauls, or Replacements of Parts under Guarantee	Repair Department.
Spare Parts - -	- Spare Parts Department.
Spares Parts for Export -	- Export Spare Parts Dept.
Accounts - -	- Accounts Department.

3. Parts sent to us to be repaired, replaced or as pattern, should bear distinctly the sender's full name and address, and explicit instructions should follow by letter of advice stating specifically what is required.

4. All goods sent as patterns or for repairs must be consigned **CARRIAGE PAID** or we cannot accept delivery of same. Full particulars should also be given as to how the goods are to be returned, whether crated, uncrated, passenger or goods train. This refers only to complete machines or bulky articles, such as engine, frame, wheels. etc.

5. It is **IMPORTANT** that we should be instructed if old parts are required to be returned, as they cannot be held in reserve at our works beyond seven days from date of completion of repair.

6. When forwarding a complete Motor Cycle, do not fail to remove all accessories, such as lamp, horn, tools, badges, etc., otherwise we cannot be held responsible for their safe return, although we take every possible precaution in this respect.

7. When treasury notes or coin is remitted **do not fail to Register the Letter** as otherwise we do not accept responsibility for the correct amount reaching us.

8. Please do not enclose cheques or money of any kind in parcels sent to the Company. All payments should be made through separate post and the amount stated in letter. We accept no responsibility for loss if money is enclosed in Parcels.

9. If the amount remitted is in excess or insufficient, the matter will be adjusted but clients should advise us if any surplus is to be returned or placed to his credit.

10. If parts are urgently wanted and it is necessary to send us a telegram do not fail to include **FULL NAME and FULL ADDRESS** in the message. Unless this is done the Post Office do not give this information in the telegram. Orders or instructions received by telegram or over the 'Phone must be confirmed by letter enclosing remittance.

11. DESPATCH OF ORDERS—All goods to Spares Orders, where the maximum weight is under 1 lb. are sent per letter post unless specified otherwise, in order to curtail postage expenses as much as possible, which are borne by the client, although no claim can be made on Post Office if a parcel is lost when sent in this manner.

    In the event of loss or damage to goods when in transit whether sent letter post, parcel post or rail, we hold no responsibility whatever, and any claim for compensation must be made by client.

Estimates.

When sending particulars by letter of work to be done to repairs, or when ordering replacements from our Spares Department, may we earnestly request clients not to mix such instructions with other matter. Tell us about your Motor Cycle on **ONE** sheet and give your instructions or Spares order on another, this may then be handed to the department concerned and your instruction will be executed more expeditiously.

We are sometimes asked by clients when sending their Engines or Motor Cycles etc., for repairs or overhauls to furnish an estimate for the necessary work. We are pleased to do this on the distinct understanding that we reserve the right to charge for any extra work or new parts found necessary to put such machine or engine, etc., in good running order, which it may have been impossible to detect when dismantling.

We prefer not to undertake a repair or overhaul (nor do we accept any responsibility) when the estimate for same has been curtailed by the owner.

If an estimate is not accepted after tender, a charge is made for taking down, re-assembling, and preparing the estimate.

All goods returned by us are consigned Carriage Forward.

All letters must be addressed to our Head Offices:

GRAISELEY HOUSE, WOLVERHAMPTON.

A.J.S. Service Agents.

A.J.S. Agents who stock Spare Parts are to be found in nearly every town in the United Kingdom, but we have a number who maintain in stock a comprehensive range of parts in accordance with a schedule drawn up by us, and who are **SERVICE AGENTS.**

We supply with this Catalogue a list of our **SERVICE AGENTS** and we advise all owners of A.J.S. Machines to order their requirements from the **AGENT** nearest to them.

Packing Boxes, Crates, etc., are charged at Cost, and are strictly NON-RETURNABLE.

Deposit Accounts.

Customers if they choose may open a deposit account with us, in which event goods to the value of the amount standing to their credit will be despatched when either 'phoned, wired, or ordered by post.

Should a client having a deposit account order Spare Parts from a temporary address, it is advisable to quote, besides his deposit a/c reference, his permanent address.

A statement of account will be rendered periodically to all clients having deposit accounts.

The Prices given in this Catalogue are subject to alteration without notice, and we reserve the right to charge for all parts supplied at prices ruling at time of delivery.

All previous Lists are cancelled and the prices appearing in the Catalogue are current at the date of publication.

Terms.

Our terms are strictly **NETT CASH** with order, or Cash against **PRO FORMA INVOICE.**

Cheques and Postal Orders to be made payable to A. J. STEVENS & CO. (1914) LTD. and Crossed.

A. J. STEVENS & CO. (1914) LTD.

June, 1927.

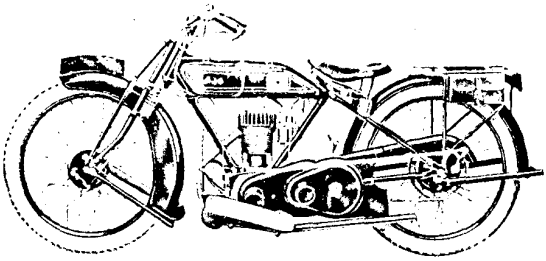

3.49 h.p. A.J.S. de LUXE TOURING MODEL.



3.49 h.p. A.J.S. de LUXE SIDE VALVE SPORTING MODEL.



3.49 h.p. A.J.S. OVERHEAD VALVE SPORTING MODEL.

List of 3.49 h.p Models, 1921-24.

1921	...	Model B.	Side Valve Touring.
1922	...	Model B.	Side Valve Touring.
		„ B1.	Side Valve Sports.
		„ B2.	Stripped Sports.
1923	...	Model B.	Side Valve Touring.
		„ B1.	Side Valve Sports de Luxe.
		„ B3.	O.H.V. Sports.
		„ B4.	O.H.V. Special Sports.
		„ B5.	Side Valve Standard Sports.
1924	...	Model B.	Side Valve Touring.
		„ B1.	Side Valve Sports de Luxe.
		„ B3.	O.H.V. Sports.
		„ B4.	O.H.V. Special Sports.
		„ B5.	Side Valve Standard Sports.

IMPORTANT.

Spare Parts Orders.

Please read the following particulars carefully:

All parts in this List are illustrated, numbered, and the various models and years of manufacture shown.

Parts illustrated have one number only. If more than one number is used for any particular type of part, they will be found in numerical order on descriptive pages.

Stars (*) under the various models, in line with number and description, denote the actual model or models for which that part is suitable.

To trace, two courses are available. Firstly, by referring to illustration and noting number. Secondly, by referring to Index which shows section in List under which a certain part or parts are to be found, all similar type parts being grouped.

It is important, of course, that the model and year is known. As an example:—If a crankpin is required for a BI 1923 Side Valve Machine, a star will be found in the column opposite to and in line with Part No. H43 on Page 8. It will also be noticed that the same Crankpin is used on all Side Valve Machines made during 1922, 1923 and 1924.

If replacements are required for Parts not fitted as standard, please give full particulars.

When ordering, give Part Number, Description of Part, Model and Year.

When the Model and Year is in doubt quote Engine Number stamped on Brass Plate on the driving side of crankcase. (See Page 7 for illustration).

Additional Particulars, for Agents only.

In addition to showing the interchangeability of parts with various models in this List, their interchangeability with similar parts shown in the 1925-27 List is indicated by the same Part Number being quoted. Further than this, the interchangeability of any particular part **in this List** with **4.98 h p. model or models** is indicated by the **4.98 h.p. List Number** being shown in the **4.98 h p. column** on the descriptive page.

For Example:—If Part No. H289 (which is a Magneto Engine Sprocket), is referred to, it will be found that it is suitable for all models in this List, and on referring to the same number in the 1925/27 List, it shows that it is suitable for all models specified in that List. Against this in the **4.98 h.p. column** the corresponding **4.98 h.p. List Number** G51 is found, and if this number is referred to in the 4.98 h.p. List it will be noticed that it is suitable for all 4.98 h.p. machines. Therefore, Part No. H289 is interchangeable with all 4.98 h.p. models.

The same method is employed in other Lists.

Many small parts in this List are absolutely identical (*i.e.* Nuts, Washers, Screws, Pins, etc.) and are used more than once in the assembly of each machine. These same parts are specified in each of their respective sections, but the same number has been employed throughout. Where any such part is repeated the number (which should be quoted) is shown in brackets.

POSITION OF ENGINE NUMBER.

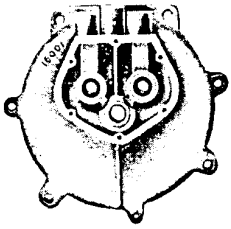

Quote Part Number, Name of Part, Model, and Year, when Ordering.

3.49 h.p. 1921-24 A.J.S. Motor Cycles.

For Agent's Us only.

Part No.	DESCRIPTION OF PART.	Price. £ s. d.	4.98 h.p. List No.
	Engine.		
H11	Cylinder Head, with Valve Guides..	2 2 6	..
H12	Cylinder Head, with Valve Guides..	1 16 0	..
H13	Cylinder Head, with Valve Guides..	2 5 0	..
H14	Cylinder Head, with Valve Guides..	2 5 0	..
H21	Cylinder Barrel	1 7 6	..
H22	Cylinder Barrel	1 7 6	..
H23	Cylinder Barrel	1 8 6	..
H26	Cylinder Foot Washer	2	..
H27	Cylinder Head Washer	3	..
H28	Connecting Rod, with Bushes	1 1 0	..
H29	Connecting Rod, with Bushes	1 1 0	..
H31	Connecting Rod, with Bushes	1 8 6	..
H33	Small End Bush	1 6	..
H34	Small End Bush	1 6	..
H36	Big End Bush or Roller Race	2 3	..
H37	Big End Bush or Roller Race	2 3	..
H38	Big End Bush or Roller Race	3 6	..
H39	Crankpin, complete with Race and Roller Bearings	10 6	..
H40	Crankpin, complete with Race and Roller Bearings .. .. (State whether flanged or plain for 1922 machines)	10 6	..
H41	Crankpin, complete with Race and Roller Bearings .. .	14 6	..
H42	Crankpin only..	6 0	..
H43	Crankpin only..	6 0	..
H44	Crankpin only..	6 6	..
H45	Crankpin Nut (⅝ in., 20Thd.)	3	G5
H46	Crankpin Rollers .. .. set 11..	2 6	..
H47	Crankpin Rollers .. .. set 11..	2 6	..
H48	Crankpin Rollers .. .. set 22..	4 6	G9

NOTE ✳ Indicates models for which Part is suitable.

1921 MODEL	1922 MODELS			1923 MODELS					1924 MODELS				
B SV	B SV	B1 SV	B2 SV	B SV	B1 SV	B3 OHV	B4 OHV	B5 SV	B SV	B1 SV	B3 OHV	B4 OHV	B5 SV
✳	..	..	..	..	..	..	..	..	..	..	..	..	..
..	✳	✳	✳	✳	✳	..	..	✳	✳	✳	..	..	✳
..	..	..	..	..	..	✳	✳	..	..	..	..	..	..
..	..	..	..	..	..	..	..	..	..	..	✳	✳	..
✳	..	..	..	..	..	..	..	..	..	..	..	..	..
..	✳	✳	✳	✳	✳	..	..	✳	✳	✳	..	..	✳
..	..	..	..	..	..	✳	✳	..	..	..	✳	✳	..
✳	✳	✳	✳	✳	✳	✳	✳	✳	✳	✳	✳	✳	✳
✳	✳	✳	✳	✳	✳	✳	✳	✳	✳	✳	✳	✳	✳
✳	..	..	..	..	..	..	..	..	..	..	..	..	..
..	✳	✳	✳	✳	✳	..	..	✳	✳	✳	..	..	✳
..	..	..	..	..	..	✳	✳	..	..	..	✳	✳	..
✳	✳	✳	✳	✳	✳	..	..	✳	✳	✳	..	..	✳
..	..	..	..	..	..	✳	✳	..	..	..	✳	✳	..
✳	..	..	..	..	..	..	..	..	..	..	..	..	..
..	✳	✳	✳	✳	✳	..	..	✳	✳	✳	..	..	✳
..	..	..	..	..	..	✳	✳	..	..	..	✳	✳	..
✳	..	..	..	..	..	..	..	..	..	..	..	..	..
..	✳	✳	✳	✳	✳	..	..	✳	✳	✳	..	..	✳
..	..	..	..	..	..	✳	✳	.	..	..	✳	✳	..
✳	..	..	..	..	..	..	..	..	..	..	..	..	..
..	✳	✳	✳	✳	✳	..	..	✳	✳	✳	..	..	✳
..	..	..	..	..	..	✳	✳	..	..	..	✳	✳	..
✳	✳	✳	✳	✳	✳	✳	✳	✳	✳	✳	✳	✳	✳
✳	..	..	..	..	..	..	..	..	..	..	..	..	..
..	✳	✳	✳	✳	✳	..	..	✳	✳	✳	..	..	✳
..	..	..	..	..	..	✳	✳	..	..	..	✳	✳	..

Quote Part Number, Name of Part, Model, and Year, when Ordering.

3.49 h.p. 1921-24 A.J.S. Motor Cycles.

For Agent's Use only.

Part No.	DESCRIPTION OF PART.	Price. £ s. d.	4.98 h.p. List No.
	Engine—Continued.		
H49	Gudgeon Pin (For C.I. Piston)	1 6	..
H50	Gudgeon Pin (For Aluminium Piston)	1 6	..
H53	Gudgeon Pin Band (For C.I. Piston)	8	..
H54	Gudgeon Pin Cotter (For Aluminium Piston)	1	..
H56	Piston, complete with Gudgeon Pin, Rings, &c.	13 0	..
*H57	Piston, complete with Gudgeon Pin, Rings, &c.	18 0	..
*H58	Piston, complete with Gudgeon Pin, Rings, &c.	13 0	..
H62	Piston complete (Low Compression)	18 5	..
H65	Piston complete (High Compression)	18 5	..
H70	Piston Body only (C.I.)	13 0	..
*H71	Piston Body only (Aluminium)	13 0	..
*H72	Piston Body only	13 0	..
H76	Piston Body only (Low Compression)	13 0	..
H80	Piston Body only (High Compression)	13 0	..
H84	Piston Ring	1 0	..
H85	Piston Ring	10	..
H86	Valve, complete with Spring, &c.	4 9	G17-1
†H87	Valve, complete with Spring, &c. (Inlet)	6 9	..
H88	Valve, complete with Spring, &c. (Inlet)	6 9	..
†H89	Valve, complete with Spring, &c. (Exhaust)	11 9	..
H90	Valve, complete with Spring, &c. (Exhaust)	15 3	..
H93	Valve Stem (Inlet or Exhaust)	3 6	G18-1
†H94	Valve Stem (Inlet)	4 0	..
H95	Valve Stem (Inlet)	4 0	..
†H96	Valve Stem (Exhaust)	9 6	..
H97	Valve Stem (Exhaust)	12 6	..
H100	Valve Guide (Inlet or Exhaust)	1 3	G22-1

NOTE ✻ Indicates models for which Part is suitable.

1921 MODEL	1922 MODELS			1923 MODELS					1924 MODELS				
B SV	B SV	B1 SV	B2 SV	B SV	B1 SV	B3 OHV	B4 OHV	B5 SV	B SV	B1 SV	B3 OHV	B4 OHV	B5 SV
✻	✻	✻	✻	..	..	..	..	..	..	..	..	..	..
..	✻	✻	✻	✻	✻	✻	✻	✻	✻	✻	✻	✻	✻
✻	✻	✻	✻	..	..	..	..	..	..	..	..	..	..
..	✻	✻	✻	✻	✻	✻	✻	✻	✻	✻	✻	✻	✻
✻	..	..	..	..	..	..	..	..	..	..	..	..	..
..	✻	..	..	✻	..	..	..	..	✻	..	..	..	..
..	..	✻	✻	..	✻	..	..	✻	..	✻	..	..	✻
..	..	..	..	..	..	✻	✻	..	..	..	✻	✻	..
..	..	..	..	..	..	✻	✻	..	..	..	✻	✻	..
✻	..	..	..	..	..	..	..	..	..	..	..	..	..
..	✻	..	..	✻	..	..	..	..	✻	..	..	..	..
..	..	✻	✻	..	✻	..	..	✻	..	✻	..	..	✻
..	..	..	..	..	..	✻	✻	..	..	..	✻	✻	..
..	..	..	..	..	..	✻	✻	..	..	..	✻	✻	..
✻	..	..	..	.	..	..	..	..	..	..	..	..	..
..	✻	✻	✻	✻	✻	✻	✻	✻	✻	✻	✻	✻	✻
✻	✻	✻	✻	✻	✻	..	..	✻	✻	✻	..	..	✻
..	..	..	..	..	..	✻	✻	..	..	..	..	..	..
..	..	..	..	..	..	..	..	..	..	..	✻	✻	..
..	..	..	..	..	..	✻	✻	..	..	..	..	..	..
..	..	..	..	..	..	..	..	..	..	..	✻	✻	..
✻	✻	✻	✻	✻	✻	..	..	✻	✻	✻	..	..	✻
..	..	..	..	..	..	✻	✻	..	..	..	..	..	..
..	..	..	..	..	..	..	..	..	..	..	✻	✻	..
..	..	..	..	..	..	✻	✻	..	..	..	..	..	..
..	..	..	..	..	..	..	..	..	..	..	✻	✻	..
✻	✻	✻	✻	✻	✻	..	..	✻	✻	✻	..	..	✻

Quote Part Number, Name of Part, Model and Year, when Ordering.

3.49 h.p. 1921-24 A.J.S. Motor Cycles.

For Agent's Use only.

Part No.	DESCRIPTION OF PART.	Price. £ s. d.	4.98 h.p. List No.
	Engine—Continued.		
†H101	Valve Guide (Inlet or Exhaust)	2 0	..
H102	Valve Guide (Inlet)	2 0	..
H103	Valve Guide (Exhaust)..	2 0	..
H105	Valve Spring	9	G19-1
†H106	Valve Spring	9	..
H107	Valve Spring (Outer)	9	G20
H108	Valve Spring (Inner)	6	G21
H109	Valve Spring Cone	6	G21-1
†H110	Valve Spring Cone	1 0	..
H111	Valve Spring Cone	1 0	..
H112	Valve Spring Cup	6	G23-1
†H113	Valve Spring Dish	6	..
H114	Valve Spring Dish	6	G23
H115	Valve Spring Cotter	2	G25-1
†H116	Valve Spring Cotter	2	..
H117	Valve Split Collar	6	..
H118	Exhaust Valve Cap	2 0	G22-3
H119	Inlet Valve Cap	2 0	G22-2
H120	Valve Cap Washer	2	G22-4
H121	Valve Lifter Lever on Timing Cover	9	..
H122	Valve Lifter Lever on Timing Cover	9	..
H124	Valve Lifter Return Spring Clip	3	..
H125	Valve Lifter Return Spring Clip	3	..
H126	Valve Lifter Cam	6	..
H127	Valve Lifter Cam	6	..
H128	Valve Lifter Return Spring	3	..
H130	Valve Lifter Arm Spindle, with Nuts and Washers	9	..

NOTE ✻ Indicates models for which Part is suitable.

1921 MODEL	1922 MODELS			1923 MODELS					1924 MODELS				
B SV	B SV	B1 SV	B2 SV	B SV	B1 SV	B3 OHV	B4 OHV	B5 SV	B SV	B1 SV	B3 OHV	B4 OHV	B5 SV
..	..	..	..	..	..	✻	✻	..	..	..	..	..	..
..	..	..	..	..	..	..	..	..	..	..	✻	✻	..
..	..	..	..	..	..	..	..	..	..	..	✻	✻	..
✻	✻	✻	✻	✻	✻	..	..	✻	✻	✻	..	..	✻
..	..	..	..	..	..	✻	✻	..	..	..	..	..	..
..	..	..	..	..	..	..	..	..	..	..	✻	✻	..
..	..	..	..	..	..	..	..	..	..	..	✻	✻	..
✻	✻	✻	✻	✻	✻	..	..	✻	✻	✻	..	..	✻
..	..	..	..	..	..	✻	✻	..	..	..	..	..	..
..	..	..	..	..	..	..	..	..	..	..	✻	✻	..
✻	✻	✻	✻	✻	✻	..	..	✻	✻	✻	..	..	✻
..	..	..	..	..	..	✻	✻	..	..	..	..	..	..
..	..	..	..	..	..	..	..	..	..	..	✻	✻	..
✻	✻	✻	✻	✻	✻	..	..	✻	✻	✻	..	..	✻
..	..	..	..	..	..	✻	✻	..	..	..	..	..	..
..	..	..	..	..	..	..	..	..	..	..	✻	✻	..
✻	✻	✻	✻	✻	✻	..	..	✻	✻	✻	..	..	✻
✻	✻	✻	✻	✻	✻	..	..	✻	✻	✻	..	..	✻
✻	✻	✻	✻	✻	✻	..	..	✻	✻	✻	..	..	✻
✻	✻	✻	✻	..	..	..	..	..	..	..	..	..	..
..	..	..	..	✻	✻	✻	✻	✻	✻	✻	✻	✻	✻
✻	✻	✻	✻	..	..	..	..	..	..	..	..	..	..
..	..	..	..	✻	✻	✻	✻	✻	✻	✻	✻	✻	✻
✻	✻	✻	✻	..	..	..	..	..	..	..	..	..	..
..	..	..	..	✻	✻	✻	✻	✻	✻	✻	✻	✻	✻
✻	✻	✻	✻	✻	✻	✻	✻	✻	✻	✻	✻	✻	✻
✻	✻	✻	✻	..	..	..	..	..	..	..	..	..	..

Quote Part Number, Name of Part, Model, and Year when Ordering.

3.49 h.p. 1921-24 A.J.S. Motor Cycles.

Part No.	DESCRIPTION OF PART.	Price. £ s. d.	For Agent's Use only.	4.98 h.p. List No.
	Engine—Continued.			
H131	Valve Lifter Arm Spindle, with Nuts and Washers	9		..
H133	Nut for Valve Lifter Spindle (¼ in., 24Thd.)	1		G27-1
H134	Washer for Valve Lifter Spindle (¼ in.)	1		G27-2
H136	Exhaust Valve Tappet Rod only	1 6		..
H140	Exhaust Valve Tappet Rod Lock Nut	6		..
H141	Inlet Valve Tappet Rod only	1 6		..
H144	Inlet Valve Tappet Rod Lock Nut	2		G32
H145	Tappet Tops	3		..
H146	Tappet Tops	6		..
H148	Tappet Studs in Crankcase	3		..
H149	Tappet Studs in Crankcase	3		G30
H150	Tappet Guides (Inlet and Exhaust)	1 3		..
H153	OHV Rocker Side Plate (Driving Side)	1 8		..
H156	OHV Rocker Side Plate (Timing Side)	1 8		..
H159	OHV Rocker Side Plate Pin (⅜ x 11 16 in., 20Thd.)	2		G62
H160	Spring Washer for above (⅜ in.)	1		G58-1
H161	OHV Rocker Side Plate Distance Bolt	1 0		G64
H162	Nut for above (5 16 in., 26Thd.)	2		G63
H163	Washer for above (5 16 in.)	1		G21-3
H164	OHV Rocker Side Plate Distance Tube	4		G65
H165	OHV Rocker, with Bushes and Studs (Inlet)	13 6		..
H168	OHV Rocker, with Bushes and Studs (Exhaust)	13 6		..
H171	OHV Rocker Bush	1 8		..
H173	OHV Rocker Studs (Tappet End)	8		G55
H175	OHV Rocker Studs (Valve End)	8		G59
H178	OHV Rocker Return Spring	1 0		..
H181	OHV Rocker Spindle only	1 0		..

NOTE * Indicates models for which Part is suitable.

Part No.	1922 MODELS			1923 MODELS					1924 MODELS				
B SV	B SV	B1 SV	B2 SV	B SV	B1 SV	B3 OHV	B4 OHV	B5 SV	B SV	B1 SV	B3 OHV	B4 OHV	B5 SV
..	..	..	..	*	*	*	*	*	*	*	*	*	*
*	*	*	*	*	*	*	*	*	*	*	*	*	*
*	*	*	*	*	*	*	*	*	*	*	*	*	*
*	*	*	*	*	*	*	*	*	*	*	*	*	*
*	*	*	*	*	*	*	*	*	*	*	*	*	*
*	*	*	*	*	*	*	*	*	*	*	*	*	*
*	*	*	*	*	*	*	*	*	*	*	*	*	*
*	*	*	*	*	*	..	..	*	*	*	..	..	*
..	..	..	..	..	..	*	*	..	..	..	*	*	..
*	*	*	*	*	*	..	..	*	*	*	..	..	*
..	..	..	..	..	..	*	*	..	..	..	*	*	..
*	*	*	*	*	*	*	*	*	*	*	*	*	*
..	..	..	..	..	..	*	*	..	..	..	*	*	..
..	..	..	..	..	..	*	*	..	..	..	*	*	..
..	..	..	..	..	..	*	*	..	..	..	*	*	..
..	..	..	..	..	..	*	*	..	..	..	*	*	..
..	..	..	..	..	..	*	*	..	..	..	*	*	..
..	..	..	..	..	..	*	*	..	..	..	*	*	..
..	..	..	..	..	..	*	*	..	..	..	*	*	..
..	..	..	..	..	..	*	*	..	..	..	*	*	..
..	..	..	..	..	..	*	*	..	..	..	*	*	..
..	..	..	..	..	..	*	*	..	..	..	*	*	..
..	..	..	..	..	..	*	*	..	..	..	*	*	..
..	..	..	..	..	..	*	*	..	..	..	*	*	..
..	..	..	..	..	..	*	*	..	..	..	*	*	..
..	..	..	..	..	..	*	*	..	..	..	*	*	..
..	..	..	..	..	..	*	*	..	..	..	*	*	..

Quote Part Number, Name of Part, Model, and Year, when Ordering.

3.49 h.p. 1921-24 A.J.S. Motor Cycles.

For Agent's Use only.

Part No.	DESCRIPTION OF PART.	Price. £ s. d.	4.98 h.p. List No.
	Engine—Continued.		
H183	O.H.V. Rocker Spindle Nuts (⅜ in., 26 Thd.) .. each..	2	G53
	Washers for above (same as H160)	1	G58-1
H185	O.H.V. Tappet Tube	3 6	..
H188	Lubricators "Flexi" for above .. .. .. pair..	2 3	..
H190	O.H.V. Inlet Pipe	1 3	..
H191	O.H.V. Inlet Pipe Lock Nut	9	..
H192	Mainshaft (Timing Side)	5 0	..
H195	Mainshaft (Timing Side)	5 0	..
H197	Mainshaft (Driving Side)	5 3	..
	Nuts for above (as H45)	3	G5
H201	Woodruffe Key, No. 6 (Large)	2	G38-3
H202	Woodruffe Key, No. 3 (Small)	2	G52-1
H203	Mainshaft Bush (Timing Side)	2 3	..
H206	Mainshaft Bush (Timing Side)	2 3	..
H208	Mainshaft Bush (Driving Side)	2 3	..
H211	Mainshaft Bush (Driving Side)	2 3	..
H220	Crankcase Half, with Bushes (Timing Side)..	1 5 0	..
H221	Crankcase Half, with Bushes (Timing Side)..	1 5 0	..
H222	Crankcase Half, with Bushes (Timing Side)..	1 5 0	..
H225	Crankcase Half, with Bushes (Timing Side)..	1 6 3	..
H230	Crankcase Half, with Bushes (Driving Side)	1 5 0	..
H231	Crankcase Half, with Bushes (Driving Side)	1 5 0	..
H232	Crankcase Half, with Bushes (Driving Side)	1 5 0	..
H235	Crankcase Half, with Bushes (Driving Side)..	1 6 3	..
H242	Paper Washer for Crankcase	3	..
H243	Paper Washer for Crankcase	3	..
H244	Timing Cover only, fitted with Bushes	7 0	..

Where Part Number is given in brackets this number should be quoted.

NOTE ✻ Indicates models for which Part is suitable.

[illegible]	1922 MODELS			1923 MODELS					1924 MODELS				
B SV	B SV	B1 SV	B2 SV	B SV	B1 SV	B3 OHV	B4 OHV	B5 SV	B SV	B1 SV	B3 OHV	B4 OHV	B5 SV
..	..	..	..	..	..	✻	✻	..	..	..	✻	✻	..
.	..	..	..	..	..	✻	✻	..	..	..	✻	✻	..
..	..	..	..	..	..	✻	✻	..	..	..	✻	✻	..
..	..	..	..	..	..	✻	✻	..	..	..	✻	✻	.
.	..	..	..	..	..	✻	✻	..	..	..	✻	✻	.
..	..	..	..	..	..	✻	✻	..	..	..	✻	✻	..
..	✻	✻	✻	✻	✻	..	..	✻	✻	✻	..	..	✻
..	..	..	..	..	..	✻	✻	..	..	..	✻	✻	..
..	✻	✻	✻	✻	✻	✻	✻	✻	✻	✻	✻	✻	✻
✻	✻	✻	✻	✻	✻	✻	✻	✻	✻	✻	✻	✻	✻
✻	✻	✻	✻	✻	✻	✻	✻	✻	✻	✻	✻	✻	✻
✻	✻	✻	✻	✻	✻	✻	✻	✻	✻	✻	✻	✻	✻
✻	✻	✻	✻	✻	✻	..	..	✻	✻	✻	..	..	✻
..	..	..	..	..	..	✻	✻	..	..	..	✻	✻	..
✻	✻	✻	✻	✻	✻	..	..	✻	✻	✻	..	..	✻
..	..	..	..	..	..	✻	✻	..	..	..	✻	✻	
✻	..	..	..	..	..	..	..	..	..	..	..	..	..
..	✻	✻	✻	..	..	..	..	..	..	..	..	..	..
..	..	..	..	✻	✻	..	..	✻	✻	✻	..	..	✻
..	..	..	..	..	..	✻	✻	..	..	..	✻	✻	..
✻	..	..	..	..	..	..	..	..	..	..	..	..	..
..	✻	✻	✻	..	..	..	..	..	..	..	.	..	..
..	..	..	..	✻	✻	..	..	✻	✻	✻	..	..	✻
..	..	..	..	..	..	✻	✻	..	..	..	✻	✻	..
✻	..	..	..	..	..	..	..	..	..	..	..	..	..
..	✻	✻	✻	✻	✻	✻	✻	✻	✻	✻	✻	✻	✻
✻	✻	✻	✻	..	..	..	..	..	..	..	..	..	..

Quote Part Number, Name of Part, Model, and Year, when Ordering.

3.49 h.p. 1921-24 A.J.S. Motor Cycles.

For Agent's Use only.

Part No.	DESCRIPTION OF PART.	Price. £ s. d.		4.98h.p. List No.
	Engine—Continued.			
H245	Timing Cover only fitted with Bushes	7 0		..
H250	Paper Washer for Timing Cover	3		..
H251	Timing Cover Screw (3/16 x 1 in., 20Thd.) (Countersunk) ..	3		..
H252	Timing Cover Screw (3/16 x 1 in., 20Thd.)	3		..
H253	Washer for Timing Cover Screw (3/16 in.)	1		..
H254	Magneto Chain Cover only	5 0		..
H255	Magneto Chain Cover only	5 0		..
H260	Magneto Chain Cover Screw (3/16 x 1 in.) (Countersunk) ..	2		..
H263	Bush (Blind) for Inlet Camshaft in Timing Cover	6		G50
H264	Bush (Open) for Exhaust Camshaft in Timing Cover	6		G48
H265	Bush (Open) for Inlet Camshaft in Crankcase	6		G49
H266	Bush (Open) for Exhaust Camshaft in Crankcase	6		G47
H268	Small Timing Pinion	2 6		G43
H269	Lock Nut for above	3		G44
H270	Exhaust Cam Wheel only	7 6		..
H271	Exhaust Cam Wheel only	7 6		..
H274	Exhaust Cam Wheel only	7 6		..
H275	Exhaust Camshaft	3 0		G46
	Woodruffe Key for above (as H202)	2		G52
H280	Inlet Cam Wheel only	7 6		..
H281	Inlet Cam Wheel only	7 6		..
H284	Inlet Cam Wheel only	7 6		..
H285	Inlet Camshaft	1 9		G45
H289	Magneto Engine Sprocket	3 0		G51
	Lock Nut for above (as H183)	3		G52
H291	Cylinder Bridge	3 6		..
H292	Cylinder Bridge	3 6		..

Where Part Number is given in brackets this number should be quoted.

NOTE ✻ Indicates models for which Part is suitable.

[illegible]	1922 MODELS			1923 MODELS					1924 MODELS				
[illegible]	B SV	B1 SV	B2 SV	B SV	B1 SV	B3 OHV	B4 OHV	B5 SV	B SV	B1 SV	B3 OHV	B4 OHV	B5 SV
[illegible]	..	..	..	✻	✻	✻	✻	✻	✻	✻	✻	✻	✻
[illegible]	✻	✻	✻	✻	✻	✻	✻	✻	✻	✻	✻	✻	✻
[illegible]	✻	✻	✻	..	..	..	..	..	..	..	..	..	..
[illegible]	..	..	..	✻	✻	✻	✻	✻	✻	✻	✻	✻	✻
[illegible]	✻	✻	✻	✻	✻	✻	✻	✻	✻	✻	✻	✻	✻
[illegible]	✻	✻	✻	..	..	..	..	..	..	..	..	..	..
[illegible]	..	..	..	✻	✻	✻	✻	✻	✻	✻	✻	✻	✻
[illegible]	✻	✻	✻	✻	✻	✻	✻	✻	✻	✻	✻	✻	✻
[illegible]	✻	✻	✻	✻	✻	✻	✻	✻	✻	✻	✻	✻	✻
[illegible]	✻	✻	✻	✻	✻	✻	✻	✻	✻	✻	✻	✻	✻
[illegible]	✻	✻	✻	✻	✻	✻	✻	✻	✻	✻	✻	✻	✻
[illegible]	✻	✻	✻	✻	✻	✻	✻	✻	✻	✻	✻	✻	✻
[illegible]	✻	✻	✻	✻	✻	✻	✻	✻	✻	✻	✻	✻	✻
[illegible]	✻	✻	✻	✻	✻	✻	✻	✻	✻	✻	✻	✻	✻
[illegible]	✻	..	..	✻	..	..	..	..	✻	..	..	..	..
[illegible]	..	✻	✻	..	✻	..	..	✻	..	✻	..	..	✻
[illegible]	..	..	..	..	..	✻	✻	..	..	..	✻	✻	..
[illegible]	✻	✻	✻	✻	✻	✻	✻	✻	✻	✻	✻	✻	✻
[illegible]	✻	✻	✻	✻	✻	✻	✻	✻	✻	✻	✻	✻	✻
[illegible]	✻	✻	✻	✻	✻	✻	✻	✻	✻	✻	✻	✻	✻
[illegible]	✻	..	..	✻	..	..	..	..	✻	..	..	..	..
[illegible]	..	✻	✻	..	✻	..	..	✻	..	✻	..	..	✻
[illegible]	..	..	..	..	..	✻	✻	..	..	..	✻	✻	..
[illegible]	✻	✻	✻	✻	✻	✻	✻	✻	✻	✻	✻	✻	✻
[illegible]	✻	✻	✻	✻	✻	✻	✻	✻	✻	✻	✻	✻	✻
[illegible]	✻	✻	✻	✻	✻	✻	✻	✻	✻	✻	✻	✻	✻
[illegible]	..	..	..	..	..	..	..	..	..	..	..	..	..
[illegible]	✻	✻	✻	✻	✻	..	..	✻	✻	✻	..	..	✻

Part No	DESCRIPTION OF PART.	Price. £ s. d.		4.98 h. List N
	Engine—Continued.			
H295	Holding Down Strap for Cylinder Head	1 9		..
H297	Holding Down Bolt for Cylinder Head	3 3		..
H298	Holding Down Bolt for Cylinder Head	3 3		..
H301	Nut only for above	3		..
H302	Turnbuckle (Driving Side)	1 9		..
H304	Turnbuckle (Timing Side)	1 9		..
H307	Turnbuckle Studs	3		G67
H308	Steadying Rod for Cylinder Head	1 0		..
H310	Steadying Rod for Cylinder Head	1 5		..
H316	Clip for Steadying Rod	4		..
H318	Pin only for above (5 16 x 7/8 in., 20Thd.)	2		G84
H320	Nut for above (5 16 in., 20Thd.)	1		G21
	Washer for above (as H163)	1		G21
	Lock Nut for Steadying Rod (as H320)	2		G21
H323	Oil Drain Plug for Crankcase	5		G98
H324	Washer for Oil Drain Plug	1		G22
H325	Oil Release Pipe and Union Nut	1 6		..
H326	Connection for Oil Release Pipe in Timing Side Case	9		G72
H327	Compression Tap	2 0		G23
	Compression Tap Washer (as H324)	1		G22
H329	Flywheel (Timing Side)	14 0		.
H330	Flywheel (Timing Side) (State if Crankpin flanged or plain for 1922 machines)	14 0		.
H333	Flywheel (Timing Side)	14 0		.
H335	Flywheel (Driving Side)	14 0		.
H336	Flywheel (Driving Side) (State if Crankpin flanged or plain for 1922 machines)	14 0		.
H339	Flywheel (Driving Side)	14 0		.
H342	Engine Bolt only (3 11 16 x 1/2 in., 24Thd.)	4		

Where Part Number is given in brackets this number should be quoted.

NOTE ✻ Indicates models for which Part is suitable.

1921 MODEL	1922 MODELS			1923 MODELS					1924 MODELS				
B SV	B SV	B1 SV	B2 SV	B SV	B1 SV	B3 OHV	B4 OHV	B5 SV	B SV	B1 SV	B3 OHV	B4 OHV	B5 SV
..	..	..	..	..	..	✻	✻	..	..	..	✻	✻	..
✻	..	..	..	..	..	..	..	..	..	..	..	..	..
..	✻	✻	✻	✻	✻	..	..	✻	✻	✻	..	..	✻
✻	✻	✻	✻	✻	✻	..	..	✻	✻	✻	..	..	✻
..	..	..	..	..	..	✻	✻	..	..	..	✻	✻	..
..	..	..	..	..	..	✻	✻	..	..	..	✻	✻	..
..	..	..	..	..	..	✻	✻	..	..	..	✻	✻	..
✻	..	..	..	..	..	..	..	..	..	..	..	..	..
..	..	..	..	..	..	✻	✻	..	..	..	✻	✻	..
..	..	..	..	..	..	✻	✻	..	..	..	✻	✻	..
✻	..	..	..	..	..	✻	✻	..	..	..	✻	✻	..
✻	..	..	..	..	..	✻	✻	..	..	..	✻	✻	..
✻	..	..	..	..	..	✻	✻	..	..	..	✻	✻	..
✻	..	..	..	..	..	✻	✻	..	..	..	✻	✻	..
✻	✻	✻	✻	✻	✻	✻	✻	✻	✻	✻	✻	✻	✻
✻	✻	✻	✻	✻	✻	✻	✻	✻	✻	✻	✻	✻	✻
✻	✻	✻	✻	✻	✻	✻	✻	✻	✻	✻	✻	✻	✻
✻	✻	✻	✻	✻	✻	✻	✻	✻	✻	✻	✻	✻	✻
✻	✻	✻	✻	✻	✻	..	..	✻	✻	✻	..	..	✻
✻	✻	✻	✻	✻	✻	..	..	✻	✻	✻	..	..	✻
✻	..	..	..	..	..	..	..	..	..	..	..	..	..
..	✻	✻	✻	✻	✻	..	..	✻	✻	✻	..	..	✻
..	..	..	..	..	..	✻	✻	..	..	..	✻	✻	..
✻	..	..	..	..	..	..	..	..	..	..	..	..	..
..	✻	✻	✻	✻	✻	..	..	✻	✻	✻	..	..	✻
..	..	..	..	..	..	✻	✻	..	..	..	✻	✻	..
✻	✻	✻	✻	✻	✻	✻	✻	✻	✻	✻	✻	✻	✻

Quote Part Number, Name of Part, Model, and Year, when Ordering.

3.49 h.p. 1921-24 A.J.S. Motor Cycles.

For Agent's U only.

Part No.	DESCRIPTION OF PART.	Price. £ s. d.		4.98 List
	Engine—Continued.			
H343	Engine Bolt only (3¼ x ½ in., 24 Thd.)	4		..
H344	Engine Bolt only (3-7 16 x ⅜ in., 26 Thd.)	4		..
H345	Engine Bolt only (4⅛ x 5 16 in., 24 Thd.)	4		..
H346	Nut for Engine Bolt (½ in. x 24 Thd.)	2		.
	Nut for Engine Bolt (as H183)	2		G5
H348	Nut for Engine Bolt (5 16 in., 24 Thd.)	2		.
H349	Washer for Engine Bolt (½ in.)	2		.
	Washer for Engine Bolt (as H160)	2		G7
	Washer for Engine Bolt (as H163)	1		G2
H352	Engine Shock Absorber, complete	19 6		.
H353	Engine Shock Absorber, complete	19 6		
H355	Engine Sprocket (State number of Teeth)	9 6		
H356	Engine Sprocket (State number of Teeth)	9 6		.
H359	Engine Sprocket Driving Dog	3 3		.
H361	Engine Sprocket Sleeve..	4 9		
H362	Engine Sprocket Sleeve..	4 9		.
H364	Engine Sprocket Sleeve Nut	6		.
H366	Shock Absorber Spring	1 2		G9
H367	Shock Absorber Spring Adjusting Nut	1 2		G9
H368	Shock Absorber Spring Cotter	1		G9
	*Cast Iron Pistons are now obsolete. Aluminium Pistons now supplied.			
	†The majority of 1923 O.H.V. Cylinder Heads have been fitted with 1924 type Valve Guides and Valves (Tulip type Exhaust Valve), conversion recommended if not already effected.			
	Gearbox.			
H369	Gearbox, complete with Footstarter and Clutch (Wide Ratio) ..	11 10 0		
H370	Gearbox, complete with Footstarter and Clutch (Wide Ratio) ..	11 10 0		
H371	Gearbox, complete with Clutch, non-Footstart type (Wide Ratio)	10 0 0		
H373	Gearbox Complete, with Footstarter and Clutch (Close Ratio)..	11 10 0		

Where Part Number is given in brackets this number should be quoted.

NOTE ✻ Indicates models for which Part is suitable.

1921 MODEL	1922 MODELS			1923 MODELS					1924 MODELS				
B SV	B SV	B1 SV	B3 SV	B SV	B1 SV	B3 OHV	B4 OHV	B5 SV	B SV	B1 SV	B3 OHV	B4 OHV	B5 SV
✻	✻	✻	✻	✻	✻	✻	✻	✻	✻	✻	✻	✻	✻
✻	✻	✻	✻	✻	✻	✻	✻	✻	✻	✻	✻	✻	✻
✻	✻	✻	✻	✻	✻	✻	✻	✻	✻	✻	✻	✻	✻
✻	✻	✻	✻	✻	✻	✻	✻	✻	✻	✻	✻	✻	✻
✻	✻	✻	✻	✻	✻	✻	✻	✻	✻	✻	✻	✻	✻
✻	✻	✻	✻	✻	✻	✻	✻	✻	✻	✻	✻	✻	✻
✻	✻	✻	✻	✻	✻	✻	✻	✻	✻	✻	✻	✻	✻
✻	✻	✻	✻	✻	✻	✻	✻	✻	✻	✻	✻	✻	✻
✻	✻	✻	✻	✻	✻	✻	✻	✻	✻	✻	✻	✻	✻
✻	..	..	..	..	..	..	..	..	..	..	..	..	..
..	✻	✻	✻	✻	✻	✻	✻	✻	✻	✻	✻	✻	✻
✻	..	..	..	..	..	..	..	..	..	..	..	..	..
..	✻	✻	✻	✻	✻	✻	✻	✻	✻	✻	✻	✻	✻
✻	✻	✻	✻	✻	✻	✻	✻	✻	✻	✻	✻	✻	✻
✻	..	..	..	..	..	..	..	..	..	..	..	..	..
..	✻	✻	✻	✻	✻	✻	✻	✻	✻	✻	✻	✻	✻
✻	✻	✻	✻	✻	✻	✻	✻	✻	✻	✻	✻	✻	✻
✻	✻	✻	✻	✻	✻	✻	✻	✻	✻	✻	✻	✻	✻
✻	✻	✻	✻	✻	✻	✻	✻	✻	✻	✻	✻	✻	✻
✻	✻	✻	✻	✻	✻	✻	✻	✻	✻	✻	✻	✻	✻
✻	..	..	..	..	..	..	..	..	..	..	..	..	..
..	✻	✻	..	✻	✻	..	..	✻	✻	✻	..	..	✻
..	..	..	✻	..	..	..	..	..	..	..	..	..	..
..	..	..	..	..	..	✻	..	..	..	..	✻	..	..

Part No.	DESCRIPTION OF PART.	Price. £ s. d.		4.98 h.p. List No.
	Gearbox—Continued.			
H375	Gearbox complete with Clutch, non-footstart type (Close Ratio)	10 0 0		..
H377	Gearbox Shell with Cover, less Bearings	1 15 0		..
H379	Gearbox Shell with Cover, less Bearings	1 15 0		..
H381	Gearbox Shell, without Cover and Bearings	1 5 0		..
H383	Gearbox Shell, without Cover and Bearing	1 5 0		..
H385	Gearbox Shell, with Cover and Bearings	3 8 0		..
H387	Gearbox Shell, with Cover and Bearings	3 8 0		..
H389	Felt Washer for Gearbox Shell	3		G106
H390	Gearbox Cover, with Bearings	1 4 6		..
H392	Gearbox Cover, less Bearings	10 6		..
H394	Paper Washer for Gearbox Cover	2		..
H395	Large Gearbox Bearing (30 x 62 x 16 mm.)	12 3		G10[illegible]
H396	Medium Gearbox Bearing (15 x 37 x 9 mm.)	6 9		G11[illegible]
H397	Small Gearbox Bearing (½ x 15/16 x ⅜ in.)	7 3		..
H398	Gearbox Stud only (Front)	4		G11[illegible]
H399	Gearbox Adjusting Stud (Rear)	4		G11[illegible]
H400	Dome Nut only for Gearbox Studs..	3		G11[illegible]
H401	Washer for Gearbox Stud (7/16 in., plain)	1		G11[illegible]
H402	Gearbox Adjusting Sleeve	9		G11[illegible]
H403	Eyebolt for Adjusting Sleeve	1 6		G11[illegible]
H404	High-speed Dog Wheel, with Bush (Wide Ratio)	16 6		..
H406	High-speed Dog Wheel, with Bush (Close Ratio)	16 6		..
H408	High-speed Dog Wheel Bush	2 6		..
H410	High-speed Dog Lock Nut	3		..
H412	Locking Device for High-speed Dog Lock Nut	2		G12[illegible]
H413	Pin for Locking Device (3/16 x ½ in., 24 Thd.)	1		G12[illegible]
H414	Sliding Dog Wheel (Wide Ratio)	11 3		..

NOTE ✻ Indicates models for which Part is suitable.

1921 MODEL	1922 MODELS			1923 MODELS					1924 MODELS				
B SV	B SV	B1 SV	B2 SV	B SV	B1 SV	B3 OHV	B4 OHV	B5 SV	B SV	B1 SV	B3 OHV	B4 OHV	B5 SV
..	..	..	..	..	..	..	✻	..	..	..	..	✻	..
✻	✻	✻	..	✻	✻	✻	..	✻	✻	✻	✻	..	✻
..	..	..	✻	..	..	..	✻	..	..	..	..	✻	..
✻	✻	✻	..	✻	✻	✻	..	✻	✻	✻	✻	..	✻
..	..	..	✻	..	..	..	✻	..	..	..	..	✻	..
✻	✻	✻	..	✻	✻	✻	..	✻	✻	✻	✻	..	✻
..	..	..	✻	..	..	..	✻	..	..	..	..	✻	..
✻	✻	✻	✻	✻	✻	✻	✻	✻	✻	✻	✻	✻	✻
✻	✻	✻	✻	✻	✻	✻	✻	✻	✻	✻	✻	✻	✻
✻	✻	✻	✻	✻	✻	✻	✻	✻	✻	✻	✻	✻	✻
✻	✻	✻	✻	✻	✻	✻	✻	✻	✻	✻	✻	✻	✻
✻	✻	✻	✻	✻	✻	✻	✻	✻	✻	✻	✻	✻	✻
✻	✻	✻	✻	✻	✻	✻	✻	✻	✻	✻	✻	✻	✻
✻	✻	✻	✻	✻	✻	✻	✻	✻	✻	✻	✻	✻	✻
✻	✻	✻	✻	✻	✻	✻	✻	✻	✻	✻	✻	✻	✻
✻	✻	✻	✻	✻	✻	✻	✻	✻	✻	✻	✻	✻	✻
✻	✻	✻	✻	✻	✻	✻	✻	✻	✻	✻	✻	✻	✻
✻	✻	✻	✻	✻	✻	✻	✻	✻	✻	✻	✻	✻	✻
✻	✻	✻	✻	✻	✻	✻	✻	✻	✻	✻	✻	✻	✻
✻	✻	✻	✻	✻	✻	..	..	✻	✻	✻	..	..	✻
..	..	..	..	..	..	✻	✻	..	..	..	✻	✻	..
✻	✻	✻	✻	✻	✻	✻	✻	✻	✻	✻	✻	✻	✻
✻	✻	✻	✻	✻	✻	✻	✻	✻	✻	✻	✻	✻	✻
✻	✻	✻	✻	✻	✻	✻	✻	✻	✻	✻	✻	✻	✻
✻	✻	✻	✻	✻	✻	✻	✻	✻	✻	✻	✻	✻	✻
✻	✻	✻	✻	✻	✻	..	..	✻	✻	✻	..	..	✻

Quote Part Number, Name of Part, Model, and Year, when Ordering.

3.49 h.p. 1921-24 A.J.S. Motor Cycles.

Part No.	DESCRIPTION OF PART.	Price. £ s. d.	For Agent's U only.	4.98 h List
	Gearbox—Continued.			
H416	Sliding Dog Wheel (Close Ratio)	11 3		..
H418	Low-speed Dog Wheel (Wide Ratio)	5 0		..
H420	Low-speed Dog Wheel (Close Ratio)	5 0		..
H422	Layshaft, complete with Gears (Wide Ratio)	1 4 0		..
H424	Layshaft, complete with Gears (Close Ratio)	1 4 0		..
H425	Layshaft, complete with Gears (Close Ratio)	1 4 0		..
H427	Layshaft Spindle only (Wide Ratio)	6 0		..
H429	Layshaft Spindle only (Close Ratio)	6 0		..
H430	Layshaft Spindle only (Close Ratio)	6 0		..
	Woodruffe Key No. 3 for above (as H202)	2		..
H434	Large Layshaft Gearwheel (Wide Ratio)	7 6		..
H436	Large Layshaft Gearwheel (Close Ratio)	7 6		..
H438	Medium Layshaft Gearwheel (Wide Ratio)	6 0		..
H440	Medium Layshaft Gearwheel (Close Ratio)	6 0		..
H442	Small Layshaft Gearwheel (Wide Ratio)	4 3		..
H444	Small Layshaft Gearwheel (Close Ratio)	4 3		..
H445	Small Layshaft Gearwheel (Close Ratio)	4 3		..
H447	Gearbox Sprocket	8 0		..
H448	Gearbox Sprocket	8 0		..
H450	Gearbox Mainshaft	15 6		..
H451	Gearbox Mainshaft	15 6		..
H453	Mainshaft Lock Nut	2		..
H455	Gearshifter Arch and Arm	8 3		..
H459	Gearshifter Bush	2 3		..
	Screws for Gearshifter Bush (as H413)	1		G12
H462	Gearshifter Lever	3 0		..
H463	Gearshifter Lever	3 0		..

Where Part Number is given in brackets this number should be quoted

NOTE ✻ Indicates models for which Part is suitable.

1921 MODEL	1922 MODELS			1923 MODELS					1924 MODELS				
B SV	B SV	B1 SV	B2 SV	B SV	B1 SV	B3 OHV	B4 OHV	B5 SV	B SV	B1 SV	B3 OHV	B4 OHV	B5 SV
..	..	..	..	..	..	✻	✻	..	..	..	✻	✻	..
✻	✻	✻	✻	✻	✻	..	..	✻	✻	✻	..	..	✻
..	..	..	..	..	..	✻	✻	..	..	..	✻	✻	..
✻	✻	✻	✻	✻	✻	..	..	✻	✻	✻	..	..	✻
..	..	..	..	..	..	✻	✻	..	..	..	..	..	..
..	..	..	..	..	..	..	..	..	..	..	✻	✻	..
✻	✻	✻	✻	✻	✻	..	..	✻	✻	✻	..	..	✻
..	..	..	..	..	..	✻	✻	..	..	..	..	..	..
..	..	..	..	..	..	..	..	..	..	..	✻	✻	..
✻	✻	✻	✻	✻	✻	✻	✻	✻	✻	✻	✻	✻	✻
✻	✻	✻	✻	✻	✻	..	..	✻	✻	✻	..	..	✻
..	..	..	..	..	..	✻	✻	..	..	..	✻	✻	..
✻	✻	✻	✻	✻	✻	..	..	✻	✻	✻	..	..	✻
..	..	..	..	..	..	✻	✻	..	..	..	✻	✻	..
✻	✻	✻	✻	✻	✻	..	..	✻	✻	✻	..	..	✻
..	..	..	..	..	..	✻	✻	..	..	..	..	..	..
..	..	..	..	..	..	..	..	..	..	..	✻	✻	..
✻	..	..	..	..	..	..	..	..	..	..	..	..	..
..	✻	✻	✻	✻	✻	✻	✻	✻	✻	✻	✻	✻	✻
✻	..	..	..	..	..	..	..	..	..	..	..	..	..
..	✻	✻	✻	✻	✻	✻	✻	✻	✻	✻	✻	✻	✻
✻	✻	✻	✻	✻	✻	✻	✻	✻	✻	✻	✻	✻	✻
✻	✻	✻	✻	✻	✻	✻	✻	✻	✻	✻	✻	✻	✻
✻	✻	✻	✻	✻	✻	✻	✻	✻	✻	✻	✻	✻	✻
✻	✻	✻	✻	✻	✻	✻	✻	✻	✻	✻	✻	✻	✻
✻	..	..	..	..	..	..	..	..	..	..	..	..	..
.	✻	✻	✻	✻	✻	✻	✻	✻	✻	✻	✻	✻	✻

Part No.	DESCRIPTION OF PART.	Price. £ s. d.		4.98 h.p. List No.
	Gearbox—Continued.			
H465	Gearshifter Lever Pin (¼ x ⅜ in., 20Thd.)	2		G144
H466	Thrust Washer	6		..
H469	Thrust Washer Lock Nut..	9		..
H474	Gearbox Oil Plug	9		G136
H478	Gearbox Cover Pin (Large Head) (1¼ x ¼ in., 20Thd.) ..	3		G116
	Gearbox Cover Pin (Small Head) (as H261)	3		G96
	Clutch.			
H480	Clutch Sprocket, with Bearing	19 0		..
H481	Clutch Sprocket, with Bearing	19 0		..
H482	Clutch Sprocket, without Bearing	13 9		..
H483	Clutch Sprocket, without Bearing	13 9		..
H484	Clutch Sprocket Bearing (¼ x 1⅛ x 5/16 in. bearing)	5 3		..
H486	Clutch Fixed Plate	9 6		..
	Woodruffe Key for Fixed Plate (as H201)	2		G38-3
H488	Clutch Sliding Plate (Kickstart Type)	6 6		..
H489	Clutch Sliding Plate (Non-Kickstart Type)..	6 6		..
H490	Sliding Plate Key	7		..
H491	Clutch Spring..	1 2		..
H492	Clutch Spring Adjusting Nut (Kickstart Type)	1 9		..
H493	Clutch Spring Adjusting Nut (Non-Kickstart Type)	1 9		..
H494	Long Push Rod	9		..
H495	Long Push Rod	9		..
H497	Short Push Rod	6		..
H499	Push Rod Lever at Side of Gearbox	4 0		..
	Pin for Push Rod Lever (as H465)	2		G144
H503	Clutch Operating Shaft at Top of Gearbox Cover	5 0		..

Where Part Number is given in brackets this number should be quoted.

NOTE ✲ Indicates models for which Part is suitable.

1921 MODEL	1922 MODELS			1923 MODELS					1924 MODELS				
B SV	B SV	B1 SV	B2 SV	B SV	B1 SV	B3 OHV	B4 OHV	B5 SV	B SV	B1 SV	B3 OHV	B4 OHV	B5 SV
✲	✲	✲	✲	✲	✲	✲	✲	✲	✲	✲	✲	✲	✲
✲	✲	✲	✲	✲	✲	✲	✲	✲	✲	✲	✲	✲	✲
✲	✲	✲	✲	✲	✲	✲	✲	✲	✲	✲	✲	✲	✲
✲	✲	✲	✲	✲	✲	✲	✲	✲	✲	✲	✲	✲	✲
✲	✲	✲	✲	✲	✲	✲	✲	✲	✲	✲	✲	✲	✲
✲	✲	✲	✲	✲	✲	✲	✲	✲	✲	✲	✲	✲	✲
✲	..	..	..	..	..	..	..	..	..	..	..	..	..
..	✲	✲	✲	✲	✲	✲	✲	✲	✲	✲	✲	✲	✲
✲	..	..	..	..	..	..	..	..	..	..	..	..	..
..	✲	✲	✲	✲	✲	✲	✲	✲	✲	✲	✲	✲	✲
✲	✲	✲	✲	✲	✲	✲	✲	✲	✲	✲	✲	✲	✲
✲	✲	✲	✲	✲	✲	✲	✲	✲	✲	✲	✲	✲	✲
✲	✲	✲	✲	✲	✲	✲	✲	✲	✲	✲	✲	✲	✲
✲	✲	✲	..	✲	✲	✲	..	✲	✲	✲	✲	..	✲
..	..	..	✲	..	..	..	✲	..	..	..	..	..	..
✲	✲	✲	✲	✲	✲	✲	✲	✲	✲	✲	✲	✲	✲
✲	✲	✲	✲	✲	✲	✲	✲	✲	✲	✲	✲	✲	✲
✲	✲	✲	..	✲	✲	✲	..	✲	✲	✲	✲	..	✲
..	..	..	✲	..	..	..	✲	..	..	..	..	✲	..
✲	..	..	..	..	..	..	..	..	..	..	..	..	..
..	✲	✲	✲	✲	✲	✲	✲	✲	✲	✲	✲	✲	✲
✲	✲	✲	✲	✲	✲	✲	✲	✲	✲	✲	✲	✲	✲
✲	✲	✲	✲	✲	✲	✲	✲	✲	✲	✲	✲	✲	✲
✲	✲	✲	✲	✲	✲	✲	✲	✲	✲	✲	✲	✲	✲
✲	✲	✲	✲	✲	✲	✲	✲	✲	✲	✲	✲	✲	✲

Part No.	DESCRIPTION OF PART.	Price. £ s. d.	For Agent's Use only. 4.98 h.p. List No.
	Clutch—Continued.		
H507	Push Rod Adjusting Screw	3	..
H509	Lock Nut for Adjusting Screw	2	..
H511	Ball for above (5/16 in.)	1	..
	Footstarter.		
H512	Footstarter Quadrant and Shaft	10 6	..
H513	Footstarter Quadrant and Shaft	10 6	..
H514	Footstarter Quadrant and Shaft	10 6	..
H516	Footstarter Tube	1 6	..
H517	Footstarter Tube	1 6	..
H518	Footstarter Tube	1 6	..
	Pin for Footstarter Tube (as H478)	3	G116
H522	Footstarter Shaft only	1 0	..
H523	Footstarter Shaft only	1 0	..
H524	Footstarter Shaft only	1 0	..
H527	Footstarter Tube Bush	2	..
H528	Footstarter Crank	5 0	..
H529	Footstarter Cotter Pin with Nut	4	G175
H530	Footstarter Pedal with Nut	2 0	..
H531	Footstarter Pedal, complete with Rubber, &c.	4 6	..
H532	Nut for Footstarter Pedal (7/16 in., 26 Thd., thin)	3	..
H533	Footstarter Pedal Spindle only	2 0	..
H534	Footstarter Pedal Rubber	1 3	..
H535	Washer for Outer End of Rubber	5	..
H536	Washer for Inner End of Rubber	5	..
H537	Fixing Pins for Outer Washer (5/16 x 3/8 in., 20 Thd.)	2	G270
H538	Footstarter Ratchet Wheel	4 6	G178
H539	Footstarter Ratchet Plate	3 0	G179

Where Part Number is given in brackets this number should be quoted.

NOTE ✻ Indicates models for which part is suitable

1921 MODEL	1922 MODELS			1923 MODELS					1924 MODELS				
B SV	B SV	B1 SV	B2 SV	B SV	B1 SV	B3 OHV	B4 OHV	B5 SV	B SV	B1 SV	B3 OHV	B4 OHV	B5 SV
✻	✻	✻	✻	✻	✻	✻	✻	✻	✻	✻	✻	✻	✻
✻	✻	✻	✻	✻	✻	✻	✻	✻	✻	✻	✻	✻	✻
✻	✻	✻	✻	✻	✻	✻	✻	✻	✻	✻	✻	✻	✻
✻	..	..	..	..	..	..	..	..	..	..	..	..	..
..	✻	✻	..	✻	✻	✻	..	✻	..	..	..	..	..
..	..	..	..	..	..	..	..	..	✻	✻	✻	..	✻
✻	..	..	..	..	..	..	..	..	..	..	..	..	..
..	✻	✻	..	✻	✻	✻	..	✻	..	..	..	..	..
..	..	..	..	..	..	..	..	..	✻	✻	..	..	✻
✻	✻	✻	✻	✻	✻	✻	✻	✻	✻	✻	✻	✻	✻
✻	..	..	..	..	..	..	..	..	..	..	..	..	..
..	✻	✻	..	✻	✻	✻	..	✻	..	..	..	..	..
..	..	..	..	..	..	..	..	..	✻	✻	✻	..	✻
✻	✻	✻	..	✻	✻	✻	..	✻	✻	✻	✻	..	✻
✻	✻	✻	..	✻	✻	✻	..	✻	✻	✻	✻	..	✻
✻	✻	✻	..	✻	✻	✻	..	✻	✻	✻	✻	..	✻
✻	✻	✻	..	..	..	..	..	✻	..	..	..	..	✻
..	..	..	..	✻	✻	✻	..	..	✻	✻	✻	..	..
✻	✻	✻	..	✻	✻	✻	..	✻	✻	✻	✻	..	✻
..	..	..	..	✻	✻	✻	..	..	✻	✻	✻	..	..
..	..	..	..	✻	✻	✻	..	..	✻	✻	✻	..	..
..	..	..	..	✻	✻	✻	..	..	✻	✻	✻	..	..
..	..	..	..	✻	✻	✻	..	..	✻	✻	✻	..	..
..	..	..	..	✻	✻	✻	..	..	✻	✻	✻	..	..
✻	✻	✻	..	✻	✻	✻	..	✻	✻	✻	✻	..	✻
✻	✻	✻	..	✻	✻	✻	..	✻	✻	✻	✻	..	✻

Quote Part Number, Name of Part, Model, and Year, when Ordering.

3.49 h.p. 1921-24 A.J.S. Motor Cycles.

For Agent's U[illegible] only.

Part No.	DESCRIPTION OF PART.	Price. £ s. d.		4.98 h. List N[illegible]
	Footstarter—Continued.			
H540	Footstarter Ratchet Spring	4		G180
H541	Return Spring for Footstarter Quadrant	8		..
H542	Return Spring for Footstarter Quadrant	8		G176
H543	Pin for fixing above (3 16 x 5/8 in., 32Thd.)	1		G177
	Change Speed Parts.			
H544	Change Speed Quadrant, complete	7 6		..
*H545	Change Speed Quadrant, complete (1926 now supplied) ..	7 6		G181
H546	Back Portion of Change Speed Quadrant	5 0		..
H547	Back Portion of Change Speed Quadrant (old type) .. .	2 6		..
H548	Front Portion of Change Speed Quadrant	2 6		..
H549	Front Portion of Change Speed Quadrant (old type)	2 6		..
H550	Distance Piece for Change Speed Quadrant (old type) ..	3		..
H551	Distance Pin for Quadrant (old type)	3		..
H552	Countersunk Screw for fixing Quadrant to Tank (old type) ..	1		..
H553	Hexagon Headed Pin for fixing Quadrant to Tank (new type) (1/4 in., 20Thd., plated)	2		G182
H554	Nut only for Quadrant Stud (old type)	2		..
H555	Change Speed Lever, with Knob	10 6		..
*H556	Change Speed Lever, with Knob	10 6		G183
H558	Change Speed Knob only	9		G185
H560	Fulcrum Pin for Change Speed Lever	4		..
H561	Fulcrum Pin for Change Speed Lever	4		..
H563	Plain Washer for Fulcrum Pin	1		..
H564	Lock Nut for Fulcrum Pin	2		..
H565	Spring Washer for above	1		..
H566	Change Speed Rod	1 6		..
H567	Change Speed Rod	1 6		G193
H568	Yoke End only for above	8		G194

* NOTE—When ordering either Quadrant or Lever, state whether 1926 Type has previously been fitted.

NOTE ✻ Indicates models for which Part is suitable.

1921 MODEL	1922 MODELS			1923 MODELS					1924 MODELS				
B SV	B SV	B1 SV	B2 SV	B SV	B1 SV	B3 OHV	B4 OHV	B5 SV	B SV	B1 SV	B3 OHV	B4 OHV	B5 SV
✻	✻	✻	..	✻	✻	✻	..	✻	✻	✻	✻	..	✻
✻	..	..	..	..	..	..	..	..	..	..	..	..	..
.	✻	✻	..	✻	✻	✻	..	✻	✻	✻	✻	.	✻
✻	✻	✻	..	✻	✻	✻	..	✻	✻	✻	✻	..	✻
✻	..	..	..	..	..	..	..	..	..	..	..	..	..
..	✻	✻	✻	✻	✻	✻	✻	✻	✻	✻	✻	✻	✻
✻	..	..	..	..	..	..	..	..	..	..	..	.	..
..	✻	✻	✻	✻	✻	✻	✻	✻	✻	✻	✻	✻	✻
✻	..	..	..	..	..	..	..	..	..	..	..	..	..
..	✻	✻	✻	✻	✻	✻	✻	✻	✻	✻	✻	✻	✻
..	✻	✻	✻	✻	✻	✻	✻	✻	✻	✻	✻	✻	✻
✻	✻	✻	✻	✻	✻	✻	✻	✻	✻	✻	✻	✻	✻
..	✻	✻	✻	✻	✻	✻	✻	✻	✻	✻	✻	✻	✻
..	✻	✻	✻	✻	✻	✻	✻	✻	✻	✻	✻	✻	✻
..	✻	✻	✻	✻	✻	✻	✻	✻	✻	✻	✻	✻	✻
✻	..	..	..	..	..	..	..	..	..	..	..	..	..
..	✻	✻	✻	✻	✻	✻	✻	✻	✻	✻	✻	✻	✻
✻	✻	✻	✻	✻	✻	✻	✻	✻	✻	✻	✻	✻	✻
✻	..	..	..	..	..	..	..	..	..	..	..	..	..
..	✻	✻	✻	✻	✻	✻	✻	✻	✻	✻	✻	✻	✻
✻	..	..	..	..	..	..	..	..	..	..	..	..	..
..	✻	✻	✻	✻	✻	✻	✻	✻	✻	✻	✻	✻	✻
✻	✻	✻	✻	✻	✻	✻	✻	✻	✻	✻	✻	✻	✻
✻	..	..	..	..	..	..	..	..	..	..	..	..	..
..	✻	✻	✻	✻	✻	✻	✻	✻	✻	✻	✻	✻	✻
✻	✻	✻	✻	✻	✻	✻	✻	✻	✻	✻	✻	✻	✻

Quote Part Number, Name of Part, Model, and Year when Ordering.

3.49 h.p. 1921-24 A J S. Motor Cycles.

For Agent's U only.

Part No.	DESCRIPTION OF PART.	Price. £ s. d.		4.98 h. List N
	Change Speed Parts—Continued.			
H569	Pin and Nut for Yoke End	2		G194
H570	Ball Joint for Change Speed Rod	1 4		G195
H571	Lock Nut for Ball Joint (¼ in., 20Thd.)	1		G195
H572	Spring for Ball Joint	1		G195
	Front Wheel and Brake.			
H573	Front Wheel complete, less Tyre and Tube (26 x 2¼ in.) ..	1 7 6		..
H574	Front Wheel complete, with Expanding Brake, less Cable Control Lever, Tyre and Tube (26 x 2¼ in.)	3 12 6		..
H575	Front Wheel complete, with Expanding Brake, less Cable Control Lever, Tyre and Tube (650 x 65)	3 12 6		.
H578	Front Wheel complete, less Tyre and Tube (26 x 2¼ in.) ..	1 7 6		..
*H579	Front Rim only (36 hole) (26 x 2¼ in.)	8 0		..
H580	Front Rim only (40 hole) (26 x 2¼ in.)	8 0		..
H581	Front Rim only (40 hole) (650 x 65)	8 0		..
H584	Wheel Spokes only (Single Spoke 2d.) .. .. per set 36	3 0		..
H585	Wheel Spokes only, Long (Single Spoke 2d.) .. per set 20	1 9		..
H586	Wheel Spokes only, Short (Single Spoke 2d.) .. per set 20	1 9		..
H587	Wheel Spokes only, Long (Single Spoke 2d.) .. per set 20	1 9		..
H588	Wheel Spokes only, Short (Single Spoke 2d.) .. per set 20	1 9		..
H593	Nipples for Spokes (Single Nipple 1d.) .. .. per set	1 6		.
H594	Hub complete (Brampton)	7 7		.
H595	Hub complete..	6 9		..
H596	Hub complete, less Brake Parts and Solid Spindle	1 15 0		..
H597	Hub Shell only, with fixed Cup and Lubricator	1 5 6		.
H598	Adjustable Cup (same as rear)	2 6		.
H599	Fixed Cup (same as rear)	2 3		.
H600	Hub Cups .. .. pair..	10		.
H601	Hub Cups .. .. pair..	10		.
H602	Lock Ring for Adjustable Cup	1 0		.

* NOTE—A number of Standard Sports Machines, prior to 1926, were fitted with 650 x 65 Rims. State size and number of holes when ordering.

NOTE ✻ Indicates models for which Part is suitable.

1921 MODEL	1922 MODELS			1923 MODELS					1924 MODELS				
B SV	B SV	B1 SV	B2 SV	B SV	B1 SV	B3 OHV	B4 OHV	B5 SV	B SV	B1 SV	B3 OHV	B4 OHV	B5 SV
✻	✻	✻	✻	✻	✻	✻	✻	✻	✻	✻	✻	✻	✻
✻	✻	✻	✻	✻	✻	✻	✻	✻	✻	✻	✻	✻	✻
✻	✻	✻	✻	✻	✻	✻	✻	✻	✻	✻	✻	✻	✻
✻	✻	✻	✻	✻	✻	✻	✻	✻	✻	✻	✻	✻	✻
✻	..	..	..	..	..	..	..	..	..	..	..	..	..
..	✻	✻	✻	..	..	..	..	..	..	..	..	..	..
..	..	..	..	✻	✻	✻	✻	..	✻	✻	✻	✻	..
..	..	..	..	..	..	..	..	✻	..	..	..	..	✻
✻	..	..	..	..	..	..	..	✻	..	..	..	..	✻
..	✻	✻	✻	..	..	..	..	..	..	..	..	..	..
..	..	..	..	✻	✻	✻	✻	..	✻	✻	✻	✻	..
✻	..	..	..	..	..	..	..	✻	..	..	..	..	✻
..	✻	✻	✻	..	..	..	..	..	..	..	..	..	..
..	✻	✻	✻	..	..	..	..	..	..	..	..	..	..
..	..	..	..	✻	✻	✻	✻	..	✻	✻	✻	✻	..
..	..	..	..	✻	✻	✻	✻	..	✻	✻	✻	✻	..
✻	✻	✻	✻	✻	✻	✻	✻	✻	✻	✻	✻	✻	✻
✻	..	..	..	..	..	..	..	..	..	..	..	..	..
..	..	..	..	..	..	..	..	✻	..	..	..	..	✻
..	✻	✻	✻	✻	✻	✻	✻	..	✻	✻	✻	✻	..
..	✻	✻	✻	✻	✻	✻	✻	..	✻	✻	✻	✻	..
..	✻	✻	✻	✻	✻	✻	✻	..	✻	✻	✻	✻	..
..	✻	✻	✻	✻	✻	✻	✻	..	✻	✻	✻	✻	..
..	..	..	..	..	..	..	..	..	..	..	..	..	..
..	..	..	..	..	..	..	..	✻	..	..	..	..	✻
..	✻	✻	✻	✻	✻	✻	✻	..	✻	✻	✻	✻	..

Part No.	DESCRIPTION OF PART.	Price. £ s. d.		4.98 h. List N
	Front Wheel and Brake—Continued.			
H603	Felt Washer for Adjustable Cup	2		..
H604	Cones for Hub .. .. pair..	2 0		..
H605	Cones for Hub .. .. pair..	2 0		..
H606	Hub Hollow Spindle	5 0		..
H607	Wheel Bearings (5/16 in.) .. .. .. per set..	1 0		G201
H608	Wheel Bearings (¼ in.) .. .. per set..	1 0		..
H609	Solid Centre Spindle	6		..
H610	Solid Centre Spindle	6		..
H611	Nuts for above (7/16 in., 20 Thd.) .. .. .. each..	3		..
H612	Centre Spindle for Hollow Spindle	2 3		..
	Lock Nut for Centre Spindle (as H611)	3		..
H614	Hub Lubricator	3		..
H615	Hub Lubricator	4		G219
	Front Rim Brake Parts.			
H616	Front Rim Brake, complete with Cable and Lever	1 1 6		..
H617	Front Rim Brake, complete with Cable and Lever	1 1 6		..
H618	Stirrup, with Shoes and Blocks	11 6		..
H619	Stirrup, with Shoes and Blocks	11 6		..
H620	Stirrup only	5 0		..
H621	Stirrup only	5 0		..
H622	Shoes and Blocks .. .. pair..	6 6		..
H623	Blocks only .. .. pair..	1 0		..
H624	Shoe (Inner and Outer Halves)	2 3		..
H625	Outer Half of Shoe	1 6		..
H626	Inner Half of Shoe	9		..
H627	Centre Bolt for Shoes and Blocks	6		..
H628	Lock Nut (Inner) for Centre Bolt..	1		..

Where Part Number is given in brackets this number should be quoted.

NOTE ✻ Indicates models for which Part is suitable.

1921 MODEL	1922 MODELS			1923 MODELS					1924 MODELS				
B SV	B SV	B1 SV	B2 SV	B SV	B1 SV	B3 OHV	B4 OHV	B5 SV	B SV	B1 SV	B3 OHV	B4 OHV	B5 SV
..	✻	✻	✻	✻	✻	✻	✻	..	✻	✻	✻	✻	..
✻	..	..	..	..	..	..	..	..	..	..	..	..	..
..	..	..	..	..	..	..	..	✻	..	..	..	..	✻
..	✻	✻	✻	✻	✻	✻	✻	..	✻	✻	✻	✻	..
✻	..	..	..	..	..	..	..	✻	..	..	..	..	✻
..	✻	✻	✻	✻	✻	✻	✻	..	✻	✻	✻	✻	..
✻	..	..	..	..	..	..	..	..	..	..	..	..	..
..	..	..	..	..	..	..	..	✻	..	..	..	..	✻
✻	..	..	..	..	..	..	..	✻	..	..	..	..	✻
..	✻	✻	✻	✻	✻	✻	✻	..	✻	✻	✻	✻	..
..	✻	✻	✻	✻	✻	✻	✻	..	✻	✻	✻	✻	..
✻	..	..	..	..	..	..	..	✻	..	..	..	..	✻
..	✻	✻	✻	✻	✻	✻	✻	..	✻	✻	✻	✻	..
✻	..	..	..	..	..	..	..	..	..	..	..	..	..
..	..	..	..	..	..	..	..	✻	..	..	..	..	✻
✻	..	..	..	..	..	..	..	..	..	..	..	..	..
..	..	..	..	..	..	..	..	✻	..	..	..	..	✻
✻	..	..	..	..	..	..	..	..	..	..	..	..	..
..	..	..	..	..	..	..	..	✻	..	..	..	..	✻
✻	..	..	..	..	..	..	..	✻	..	..	..	..	✻
✻	..	..	..	..	..	..	..	✻	..	..	..	..	✻
✻	..	..	..	..	..	..	..	✻	..	..	..	..	✻
✻	..	..	..	..	..	..	..	✻	..	..	..	..	✻
✻	..	..	..	..	..	..	..	✻	..	..	..	..	✻
✻	..	..	..	..	..	..	..	✻	..	..	..	..	✻
✻	..	..	..	..	..	..	..	✻	..	..	..	..	✻

Quote Part Number, Name of Part, Model, and Year, when Ordering.

3.49 h.p. 1921-24 A.J.S. Motor Cycles.

For Agent's only.

Part No.	DESCRIPTION OF PART.	Price. £ s. d.	4.98 List
	Front Rim Brake Parts—Continued.		
H629	Lock Nut for Stirrup Clip	2	..
H630	Stirrup Clip only	9	.
H631	Draw Bolt, with Nut and Washer for Spring Box Rod.. .	6	..
H632	Nut only for Draw Bolt	2	.
H633	Washer for above	1	.
H634	Cable, complete with Lever, rod and Nipples	9 6	.
H635	Cable. complete with Rod and Nipples	4 9	.
H636	Inner Wire for Cable	9	.
H637	Outer Casing for Cable	1 9	..
H638	Spring Box, complete with Rod and Nipple	2 0	.
H639	Spring Box only	1 0	.
H640	Return Spring	3	..
H641	Screwed Nipple for Inner Cable	4	.
H642	Socket for "Pull-up" Rod and Screwed Nipple	6	..
H643	"Pull up" Rod only	3	..
H644	Bowden Cable Adjuster..	5	G35
	NOTE – Part Nos. 617, 619, and 621 are suitable for 1921 Models, but Part Nos. 616, 618 and 620 are not adaptable for 1923 24 models.		
	Expanding Front Brake Parts.		
H645	Front Brake Shoes, with Linings and Screws	7 0	G20
H646	Top Front Brake Shoe, with Lining	3 6	G20
H647	Bottom Front Brake Shoe, with Lining	3 6	G20
H648	Brake Linings, with Screws only .. .. .. pair..	2 9	G20
H649	Screws only for Brake Linings .. .. .. set ..	4	G20
H650	Brake Shoe Springs .. .. each..	2	G21
H651	Brake Anchor Plate	8 0	..
H652	Brake Anchor Plate Pin (7 10 x 1-5 16 in., 26 Thd.) .. .	4	G21
H653	Brake Expander Spindle	2 9	G21

NOTE ✻ Indicates models for which Part is suitable.

Part No.	1922 MODELS			1923 MODELS					1924 MODELS				
	B SV	B1 SV	B2 SV	B SV	B1 SV	B3 OHV	B4 OHV	B5 SV	B SV	B1 SV	B3 OHV	B4 OHV	B5 SV
[illegible]	..	..	..	..	..	..	..	✻	..	..	..	..	✻
[illegible]	..	..	..	..	..	..	..	✻	..	..	..	..	✻
[illegible]	..	..	..	..	..	..	..	✻	..	..	..	..	✻
[illegible]	..	..	..	..	..	..	..	✻	..	..	..	..	✻
[illegible]	..	..	..	..	..	..	..	✻	..	..	..	..	✻
[illegible]	..	..	..	..	..	..	..	✻	..	..	..	..	✻
[illegible]	..	..	..	..	..	..	..	✻	..	..	..	..	✻
[illegible]	..	..	..	..	..	..	..	✻	..	..	..	..	✻
[illegible]	..	..	..	..	..	..	..	✻	..	..	..	..	✻
[illegible]	..	..	..	..	..	..	..	✻	..	..	..	..	✻
[illegible]	..	..	..	..	..	..	..	✻	..	..	..	..	✻
[illegible]	..	..	..	..	..	..	..	✻	..	..	..	..	✻
[illegible]	..	..	..	..	..	..	..	✻	..	..	..	..	✻
[illegible]	..	..	..	..	..	..	..	✻	..	..	..	..	✻
[illegible]	..	..	..	..	..	..	..	✻	..	..	..	..	✻
[illegible]	..	✻	✻	✻	✻	✻	✻	..	✻	✻	✻	✻	..
[illegible]	..	✻	✻	✻	✻	✻	✻	..	✻	✻	✻	✻	..
[illegible]	..	✻	✻	✻	✻	✻	✻	..	✻	✻	✻	✻	..
[illegible]	..	✻	✻	✻	✻	✻	✻	..	✻	✻	✻	✻	..
[illegible]	..	✻	✻	✻	✻	✻	✻	..	✻	✻	✻	✻	..
[illegible]	..	✻	✻	✻	✻	✻	✻	..	✻	✻	✻	✻	..
[illegible]	..	✻	✻	✻	✻	✻	✻	..	✻	✻	✻	✻	..
[illegible]	..	✻	✻	✻	✻	✻	✻	..	✻	✻	✻	✻	..
[illegible]	..	✻	✻	✻	✻	✻	✻	..	✻	✻	✻	✻	..

Quote Part Number, Name of Part, Model, and Year, when Ordering.

3.49 h p.1921-24 A.J.S. Motor Cycles.

For Agent's use only

Part No.	DESCRIPTION OF PART.	Price. £ s. d.	4.98 List
	Expanding Front Brake Parts—Continued.		
	Nut for Brake Expander Spindle (as H320)	1	G21
	Washer for Brake Expander Spindle (as H163)	1	G21
H656	Brake Expander Spindle Lever	1 9	G21
H658	Lubricator for Expander Spindle (¼ in.)	3	..
	Rear Wheel.		
H660	Rear Wheel complete, less Sprocket and Tyre (26 x 2¼) ..	2 10 0	.
H661	Rear Wheel complete, less Sprocket and Tyre (26 x 2¼) ..	2 10 0	.
H662	Rear Wheel complete, less Sprocket and Tyre (650 x 65) ..	2 10 0	.
H663	Rear Wheel complete, with Sprocket only (26 x 2¼)	3 15 0	..
H664	Rear Wheel complete, less Sprocket and Tyre (26 x 2¼) ..	2 9 0	..
	*Wheel Rim only (40 hole) (26 x 2¼) (as H580)	8 0	..
	Wheel Rim only (40 hole) (650 x 65) (as H581)	8 0	..
H673	Wheel Spokes only (Single Spoke 2d.) .. .. set 40..	3 6	..
H674	Wheel Spokes only (Single Spoke 2d.) .. .. set 40..	3 6	..
	Nipples for Spokes (Single Nipple 1d.) (as H593) .. set 40..	1 6	..
H682	Hub Shell, with Fixed Cup and Lubricator	1 5 0	..
H683	Hub Shell, with Fixed Cup and Lubricator	1 5 0	..
H685	Adjustable Cup	2 6	..
	Adjustable Cup (as H598)	2 6	..
	Fixed Cup (as H599)	2 3	.
	Lock Ring for Adjustable Cup (as H602)	1 0	..
	Felt Washer for Adjustable Cup (as H603)	2	..
H690	Hub Hollow Spindle	5 3	..
H691	Hub Hollow Spindle	5 3	..
H692	Solid Centre Spindle	4 0	..
	Nuts for above (as H611) .. .. .. each..	3	..
	Washers for above (as H401) .. .. .. each..	1	G11

* NOTE—A number of Standard Sports Machines prior to 1924 were fitted with 650 x 65 rims. When ordering, state size and number of holes.

· Where Part Number is given in brackets this number should be quoted.

NOTE ✻ Indicates models for which Part is suitable.

1921 MODEL	1922 MODELS			1923 MODELS					1924 MODELS				
B SV	B SV	B1 SV	B2 SV	B SV	B1 SV	B3 OHV	B4 OHV	B5 SV	B SV	B1 SV	B3 OHV	B4 OHV	B5 SV
..	✻	✻	✻	✻	✻	✻	✻	..	✻	✻	✻	✻	..
..	✻	✻	✻	✻	✻	✻	✻	..	✻	✻	✻	✻	..
..	✻	✻	✻	✻	✻	✻	✻	..	✻	✻	✻	✻	..
..	✻	✻	✻	✻	✻	✻	✻	..	✻	✻	✻	✻	..
✻	..	..	..	..	..	..	..	..	..	..	..	..	..
..	✻	✻	✻	..	..	..	..	..	..	..	..	..	..
..	..	..	..	✻	✻	✻	✻	..	✻	✻	✻	✻	..
..	..	..	..	..	..	..	..	✻	..	..	..	..	✻
.	..	..	..	..	..	..	..	✻	..	..	..	..	✻
✻	✻	✻	✻	..	..	..	..	✻	..	..	..	..	✻
..	..	..	..	✻	✻	✻	✻	..	✻	✻	✻	✻	..
✻	✻	✻	✻	..	..	..	..	✻	..	..	..	..	✻
..	..	..	..	✻	✻	✻	✻	..	✻	✻	✻	✻	..
✻	✻	✻	✻	✻	✻	✻	✻	✻	✻	✻	✻	✻	✻
✻	..	..	..	..	..	..	..	..	..	..	..	..	..
..	✻	✻	✻	✻	✻	✻	✻	✻	✻	✻	✻	✻	✻
✻	..	..	..	..	..	..	..	..	..	..	..	..	..
..	✻	✻	✻	✻	✻	✻	✻	✻	✻	✻	✻	✻	✻
✻	✻	✻	✻	✻	✻	✻	✻	✻	✻	✻	✻	✻	✻
✻	✻	✻	✻	✻	✻	✻	✻	✻	✻	✻	✻	✻	✻
..	✻	✻	✻	✻	✻	✻	✻	✻	✻	✻	✻	✻	✻
✻	..	..	..	..	..	..	..	..	..	..	..	..	..
..	✻	✻	✻	✻	✻	✻	✻	..	✻	✻	✻	✻	..
..	..	..	..	..	..	..	..	✻	..	..	..	.	✻
..	..	..	..	..	..	..	..	✻	..	..	..	..	✻
..	..	..	..	..	..	..	..	✻	..	..	..	..	✻

Part No.	DESCRIPTION OF PART.	Price. £ s. d.		4.98 h. List N
	Rear Wheel—Continued.			
H695	Centre Spindle for Hollow Spindle	2 3		..
H696	Centre Spindle for Hollow Spindle	2 3		..
H697	Wheel Bearings (¼ in.) .. .. set 22..	1 0		..
	Hub Lubricator (as H615)	4		G219
	Rear Brake Drum and Expanding Brake Parts.			
H699	Rear Brake Drum Sprocket, with Centre fitted	1 10 0		..
H700	Rear Brake Drum Sprocket, with Centre fitted	1 10 0		..
H702	Rear Brake Drum Sprocket only	1 5 0		..
H706	Brake Drum Centre	4 0		..
H707	Brake Drum Centre	4 0		..
	Pins for Brake Drum Centre (as H413) .. .. each..	1		G121
H710	Plain Driving Studs .. .. each..	2		..
H711	Threaded Driving Studs .. .. .. each..	4		..
H712	Sleeve Bolt	2 0		..
H713	Sleeve Bolt	2 0		..
H714	Bolts for Rear Sprocket (⅜ x 13 16 in. x 26 Thd.)	3		G242
	Nuts for above (as H183)	2		G53
H716	Dummy Spindle only	1 3		..
H717	Dummy Spindle only	1 3		..
H718	Anchor Plate Lock for Dummy Spindle (7 16 in., 26 Thd., Thin)	1		..
	Lock Nut for Dummy Spindle (as H611)	3		..
H720	Rear Brake Shoes, with Linings .. .. .. pair..	8 0		.
H721	Top Brake Shoe, with Lining	4 0		..
H722	Bottom Brake Shoe, with Lining	4 0		..
H723	Brake Linings, with Screws .. .. .. pair..	3 6		..
	Screws for Brake Linings (as H649) .. .. set..	4		G20
H725	Brake Shoe Springs .. .. each..	2		..

Where Part Number is given in brackets this number should be quoted.

NOTE ✻ Indicates models for which Part is suitable.

1921 MODEL	1922 MODELS			1923 MODELS					1924 MODELS				
B SV	B SV	B1 SV	B2 SV	B SV	B1 SV	B3 OHV	B4 OHV	B5 SV	B SV	B1 SV	B3 OHV	B4 OHV	B5 SV
✻	..	..	..	..	..	..	..	..	..	..	..	..	..
..	✻	✻	✻	✻	✻	✻	✻	..	✻	✻	✻	✻	..
✻	✻	✻	✻	✻	✻	✻	✻	✻	✻	✻	✻	✻	✻
✻	✻	✻	✻	✻	✻	✻	✻	✻	✻	✻	✻	✻	✻
✻	..	..	..	..	..	..	..	..	..	..	..	..	..
..	✻	✻	✻	✻	✻	✻	✻	..	✻	✻	✻	✻	..
..	..	..	..	..	..	..	..	✻	..	..	..	..	✻
✻	..	..	..	..	..	..	..	..	..	..	..	..	..
.	✻	✻	✻	✻	✻	✻	✻	..	✻	✻	✻	✻	..
✻	✻	✻	✻	✻	✻	✻	✻	..	✻	✻	✻	✻	..
✻	✻	✻	✻	✻	✻	✻	✻	✻	✻	✻	✻	✻	✻
✻	✻	✻	✻	✻	✻	✻	✻	..	✻	✻	✻	✻	..
✻	..	..	..	..	..	..	..	..	..	..	..	..	..
..	✻	✻	✻	✻	✻	✻	✻	..	✻	✻	✻	✻	..
..	..	..	..	..	..	..	..	✻	..	..	..	..	✻
..	..	..	..	..	..	..	..	✻	..	..	..	..	✻
✻	..	..	..	..	..	..	..	..	..	..	..	..	..
..	✻	✻	✻	✻	✻	✻	✻	..	✻	✻	✻	✻	..
✻	✻	✻	✻	✻	✻	✻	✻	..	✻	✻	✻	✻	..
✻	✻	✻	✻	✻	✻	✻	✻	..	✻	✻	✻	✻	..
✻	✻	✻	✻	✻	✻	✻	✻	✻	✻	✻	✻	✻	✻
✻	✻	✻	✻	✻	✻	✻	✻	✻	✻	✻	✻	✻	✻
✻	✻	✻	✻	✻	✻	✻	✻	✻	✻	✻	✻	✻	✻
✻	✻	✻	✻	✻	✻	✻	✻	✻	✻	✻	✻	✻	✻
✻	✻	✻	✻	✻	✻	✻	✻	✻	✻	✻	✻	✻	✻
✻	✻	✻	✻	✻	✻	✻	✻	✻	✻	✻	✻	✻	✻

Quote Part Number, Name of Part, Model, and Year, when Ordering.

3.49 h.p. 1921-24 A.J.S. Motor Cycles.

For Agent's l only.

Part No.	DESCRIPTION OF PART.	Price. £ s. d.		4 98 List
	Rear Brake Drum and Expanding Brake Parts—Continued.			
H726	Anchor Plate	9 0		..
H727	Anchor Plate	9 0		..
H728	Anchor Plate Pin	4		..
	Anchor Plate Pin (as H652)	4		G21
H730	Brake Expander Spindle..	2 6		..
H731	Brake Expander Spindle..	2 6		..
	Nut for Expander Spindle (at H320)	1		G21
	Washer for Expander Spindle (as H163)	1		G21
H734	Lever for Brake Expander Spindle	2 0		..
H735	Lever for Brake Expander Spindle	2 0		..
	Lubricator for Expander Spindle (¼ in.) (as H658)	3		..
H739	Distance Piece for Rear Wheel	3		..
H740	Distance Piece for Rear Wheel	3		..
	Brake Pedal and Fittings.			
H741	Brake Operating Pedal (Touring)	7 6		..
H742	Brake Operating Pedal (Touring)	7 6		..
H743	Brake Operating Pedal (Sports)	7 6		..
H744	Spindle only for Brake Pedal (Touring)	1 3		..
H745	Spindle only for Brake Pedal (Touring)	1 3		..
H746	Spindle only for Brake Pedal (Sports)	1 3		..
	Large Nut for Pedal Spindle (as H183)	2		G58
	Small Nut for Pedal Spindle (as H343)	2		..
	Large Spring Washer for Pedal Spindle (as H163)	1		G79
	Small Plain Washer for Pedal Spindle (as H163)	1		G21
H751	Distance Tube for Pedal Spindle (Sports)	4		..
H752	Brake Rod only (Touring)	1 9		..
H753	Brake Rod only (Touring)	1 9		..

Where Part Number is given in brackets this number should be quoted.

NOTE ✻ Indicates models for which Part is suitable.

1921 MODELS	1922 MODELS			1923 MODELS					1924 MODELS				
B SV	B SV	B1 SV	B2 SV	B SV	B1 SV	B3 OHV	B4 OHV	B5 SV	B SV	B1 SV	B3 OHV	B4 OHV	B5 SV
✻	..	..	..	..	..	..	..	..	..	..	..	..	..
..	✻	✻	✻	✻	✻	✻	✻	✻	✻	✻	✻	✻	✻
✻	..	..	..	..	..	..	..	..	..	..	..	..	..
..	✻	✻	✻	✻	✻	✻	✻	✻	✻	✻	✻	✻	✻
✻	..	..	..	..	..	..	..	..	..	..	..	..	..
..	✻	✻	✻	✻	✻	✻	✻	✻	✻	✻	✻	✻	✻
✻	✻	✻	✻	✻	✻	✻	✻	✻	✻	✻	✻	✻	✻
✻	✻	✻	✻	✻	✻	✻	✻	✻	✻	✻	✻	✻	✻
✻	..	..	..	..	..	..	..	..	..	..	..	..	..
..	✻	✻	✻	✻	✻	✻	✻	✻	✻	✻	✻	✻	✻
✻	✻	✻	✻	✻	✻	✻	✻	✻	✻	✻	✻	✻	✻
✻	..	..	..	..	..	..	..	..	..	..	..	..	..
..	✻	✻	✻	✻	✻	✻	✻	..	✻	✻	✻	✻	..
✻	..	..	..	..	..	..	..	..	..	..	..	..	..
..	✻	..	..	✻	..	..	..	..	✻	..	..	..	..
..	..	✻	✻	..	✻	✻	✻	✻	..	✻	✻	✻	✻
✻	..	..	..	..	..	..	..	..	..	..	..	..	..
..	✻	..	..	✻	..	..	..	..	✻	..	..	..	..
..	..	✻	✻	..	✻	✻	✻	✻	..	✻	✻	✻	✻
✻	✻	✻	✻	✻	✻	✻	✻	✻	✻	✻	✻	✻	✻
✻	✻	✻	✻	✻	✻	✻	✻	✻	✻	✻	✻	✻	✻
✻	✻	✻	✻	✻	✻	✻	✻	✻	✻	✻	✻	✻	✻
✻	✻	✻	✻	✻	✻	✻	✻	✻	✻	✻	✻	✻	✻
..	..	✻	✻	..	✻	✻	✻	✻	..	✻	✻	✻	✻
✻	..	..	..	..	..	..	..	..	..	..	..	..	..
..	✻	..	..	✻	..	..	..	..	✻	..	..	..	..

Quote Part Number, Name of Part, Model and Year, when Ordering.

3.49 h.p. 1921-24 A.J.S Motor Cycles.

For Agent's U. only.

Part No.	DESCRIPTION OF PART.	Price. £ s. d.	4.98 h. List N
	Brake Pedal & Fittings—Continued.		
H754	Brake Rod only (Sports)	1 9	..
H755	Shackle only for Brake Rod	6	G273
H756	Pin and Cotter for Shackle	2	G273
	Spring Forks.		
H757	Front Spring Forks (Druid) complete	3 15 0	..
*H758	Front Spring Forks (A.J.S.) complete	4 5 0	..
H759	Spring Forks complete	4 5 0	..
H761	Fork Girder only (Druid)	2 8 0	..
H762	Fork Girder only (Druid)	2 8 0	..
H763	Fork Girder only (Druid)	2 12 6	..
H764	Fork Girder only (Druid)	2 12 6	..
H765	Fork Girder only (A.J.S.)	2 12 6	..
H766	Fork Girder only (A.J.S.)	2 12 6	..
H768	Steering Crown and Column only	10 6	..
H769	Steering Crown and Column only	10 6	..
H770	Steering Crown and Column only	10 6	..
H771	Steering Crown and Column only	12 6	..
H774	Locknut for Steering Crown and Column	9	..
H776	Front Fork Springs .. .. each..	1 9	..
H777	Top Pin and Washer for Fork Springs (¼ x ¾ in., 20 Thd.) Square Head ..	4	..
H778	Bottom Pin, Nut and Washer for Fork Springs (¼ x 1¼ in., 20 Thd.)	4	..
H779	Spring Fork Shock Absorber Conversion Set complete ..	9 6	..
H780	Top Link (Druid)	11	..
H781	Top Link (Druid)	11	..
H782	Top Link (A.J.S.) Plain	1 3	..
H784	Top Link (A.J.S.) Tapped	1 3	..
H786	Bottom Link (Druid)	11	..

* NOTE—1926 A.J.S. Forks complete supplied.

NOTE ✻ Indicates models for which Part is suitable.

1921 MODEL	1922 MODELS			1923 MODELS					1924 MODELS				
B SV	B SV	B1 SV	B2 SV	B SV	B1 SV	B3 OHV	B4 OHV	B5 SV	B SV	B1 SV	B3 OHV	B4 OHV	B5 SV
..	..	✻	✻	..	✻	✻	✻	✻	..	✻	✻	✻	✻
✻	✻	✻	✻	✻	✻	✻	✻	✻	✻	✻	✻	✻	✻
✻	✻	✻	✻	✻	✻	✻	✻	✻	✻	✻	✻	✻	..
..	..	..	..	..	..	..	..	..	..	..	..	..	..
..	✻	✻	✻	✻	✻	✻	✻	..	✻	✻	✻	✻	..
..	..	..	..	..	..	..	..	✻	..	..	..	..	✻
✻	..	..	..	..	..	..	..	..	..	..	..	..	..
..	✻	✻	✻	..	..	..	..	..	..	..	..	..	..
..	..	..	..	✻	✻	✻	✻	..	..	..	..	..	..
..	..	..	..	..	..	..	..	✻	..	..	..	..	..
..	..	..	..	..	..	..	..	..	✻	✻	✻	✻	..
..	..	..	..	..	..	..	..	..	..	..	..	..	✻
✻	..	..	..	..	..	..	..	..	..	..	..	..	..
..	✻	✻	✻	..	..	..	..	..	..	..	..	..	..
..	..	..	..	✻	✻	✻	✻	✻	..	..	..	..	..
..	..	..	..	..	..	..	..	..	✻	✻	✻	✻	✻
✻	✻	✻	✻	✻	✻	✻	✻	✻	✻	✻	✻	✻	✻
✻	✻	✻	✻	✻	✻	✻	✻	✻	✻	✻	✻	✻	✻
✻	✻	✻	✻	✻	✻	✻	✻	✻	✻	✻	✻	✻	✻
✻	✻	✻	✻	✻	✻	✻	✻	✻	✻	✻	✻	✻	✻
✻	✻	✻	✻	✻	✻	✻	✻	✻	..	..	..	..	..
✻	✻	✻	✻	..	..	..	..	..	..	..	..	..	..
..	..	..	..	✻	✻	✻	✻	✻	..	..	..	..	..
..	..	..	..	..	..	..	..	..	✻	✻	✻	✻	✻
..	..	..	..	..	..	..	..	..	✻	✻	✻	✻	✻
✻	✻	✻	✻	..	..	..	..	..	..	..	..	..	..

Quote Part Number, Name of Part, Model, and Year when Ordering.

3.49 h.p. 1921-24 A.J.S. Motor Cycles.

For Agent's l only.

Part No.	DESCRIPTION OF PART.	Price. £ s. d.		1.93 List
	Spring Forks—Continued.			
H787	Bottom Link (Druid)	11		..
H788	Bottom Link (A.J.S.) plain	1 0		..
H790	Bottom Link (A.J.S.) tapped	1 0		..
H792	Top Spindle (Druid)	6		..
H793	Top Spindle (A.J.S.)	9		..
H795	Bottom Spindle (Druid)..	8		..
H796	Bottom Spindle (Druid)..	8		..
H797	Bottom Spindle (A.J.S.)	1 0		..
H799	Spindle Nuts only (5/16 in., 26Thd., Domed) .. each..	3		..
H800	Spindle Nuts only (7/16 in., 26Thd.) .. .. each..	3		G31
H801	Spring Washers for Top Fork Spindles (3/8 in.)	2		..
H802	Spring Washers for Bottom Fork Spindles (7/16 in.)	2		..
H803	Plain Washers for Top Fork Spindles (3/8 in.)	1		..
H804	Plain Washers for Bottom Fork Spindles (7/16 in.)	1		..
	Plain Washers for Top and Bottom Spindles (as H401) ..	1		G11
H805	Friction Discs for Shock Absorber.. .. .. pair..	3		.
H803	Spring Washer for Friction Disc	2		..
H810	Fork Head Clip	4 6		..
H811	Fork Head Clip	4 6		..
H812	Fork Head Clip	5 0		.
H814	Bolt and Nut for Head Clip (3/8 x 1 1/4 in., 20 Thd.,)	6		G33
H815	Steering Collar with Race (Race not supplied separately) ..	4 6		..
H816	Steering Collar with Race (Race not supplied separately) ..	4 6		..
H817	Steering Collar with Race (Race not supplied separately) ..	4 6		..
H820	Frame Head Race (Top or Bottom)	1 2		..
H822	Fork Stem Race (Bottom)	1 2		..
H824	Steel Balls for Races (3/16 in.) .. .. .. set 42..	1 0		..

Where Part Number is given in brackets this number should be quoted

NOTE ✻ Indicates models for which Part is suitable.

1921 MODEL	1922 MODELS			1923 MODELS					1924 MODELS				
B SV	B SV	B1 SV	B2 SV	B SV	B1 SV	B3 OHV	B4 OHV	B5 SV	B SV	B1 SV	B3 OHV	B4 OHV	B5 SV
..	..	..	..	✻	✻	✻	✻	✻	..	..	..	..	..
..	..	..	..	..	..	..	..	..	✻	✻	✻	✻	✻
..	..	..	..	..	..	..	..	..	✻	✻	✻	✻	✻
✻	✻	✻	✻	✻	✻	✻	✻	✻	..	..	..	..	..
..	..	..	..	..	..	..	..	..	✻	✻	✻	✻	✻
✻	✻	✻	✻	..	..	..	..	..	..	..	..	..	..
..	..	..	..	✻	✻	✻	✻	✻	..	..	..	..	..
..	..	..	..	..	..	..	..	..	✻	✻	✻	✻	✻
✻	✻	✻	✻	✻	✻	✻	✻	✻	..	..	..	..	..
..	..	..	..	..	..	..	..	..	✻	✻	✻	✻	✻
✻	✻	✻	✻	✻	✻	✻	✻	✻	..	..	..	..	..
✻	✻	✻	✻	✻	✻	✻	✻	✻	..	..	..	..	..
✻	✻	✻	✻	✻	✻	✻	✻	✻	..	..	..	..	..
✻	✻	✻	✻	✻	✻	✻	✻	✻	..	..	..	..	..
..	..	..	..	..	..	..	..	..	✻	✻	✻	✻	✻
..	..	..	..	..	..	..	..	..	✻	✻	✻	✻	✻
..	..	..	..	..	..	..	..	..	✻	✻	✻	✻	✻
✻	..	..	..	..	..	..	..	..	..	..	..	..	..
..	✻	✻	✻	✻	✻	✻	✻	✻	..	..	..	..	..
..	..	..	..	..	..	..	..	.	✻	✻	✻	✻	✻
✻	✻	✻	✻	✻	✻	✻	✻	✻	✻	✻	✻	✻	✻
✻	..	..	..	..	..	..	..	..	..	..	..	..	..
..	✻	✻	✻	✻	✻	..	..	✻	✻	✻	..	..	✻
..	..	..	..	..	..	✻	✻	..	..	..	✻	✻	..
✻	✻	✻	✻	✻	✻	✻	✻	✻	✻	✻	✻	✻	✻
✻	✻	✻	✻	✻	✻	✻	✻	✻	✻	✻	✻	✻	✻
✻	✻	✻	✻	✻	✻	✻	✻	✻	✻	✻	✻	✻	✻

Quote Part Number, Name of Part, Model, and Year, when Ordering.

3.49 h.p. 1921-24 A.J.S. Motor Cycles.

For Agent's only.

Part No.	DESCRIPTION OF PART.	Price. £ s. d.	49' List
	Spring Forks—Continued.		
H826	Lubricator for Bottom Frame Head (⅛ in.)	4	G
H827	Oil Hole Cover, with Screw .. .. ..per doz...	4	
H828	Grease Cup Lubricator	4	
	Frame and Fittings.		
H830	Frame complete	10 0 0	
H831	Frame complete	10 0 0	
H832	Frame complete	10 0 0	
H835	Engine Plates .. .. per set..	7 0	
H836	Engine Plates .. .. per set..	7 0	
H838	Engine Plate, Small Front (Left or Right Hand)	1 6	
H839	Engine Plate, Small Front (Left or Right Hand)	1 6	
H840	Engine Plate, Medium Rear (Right Hand)	1 9	
H841	Engine Plate, Medium Rear (Right Hand)	1 9	
H842	Engine Plate, Medium Rear (Right Hand)	1 9	
H843	Engine Plate, Large Rear (Left Hand)	2 3	
H844	Engine Plate, Large Rear (Left Hand)	2 3	
H845	Engine Plate, Large Rear (Left Hand)	2 3	
H846	Seat Pillar complete	4 6	
H847	Seat Pillar complete	4 6	
H848	Special Seat Pillar for Brook's Supple Seat	3 6	
H849	Expander Bolt for Seat Pillar	1 3	G
H850	Expander Bolt Cone for Seat Pillar	4	G
H851	Seat Pillar Bolt only (7/16 x 2¾ in., 20Thd.)..	6	
H852	Seat Pillar Bolt only (7/16 x 3¼ in., 20Thd.).. .. .	6	
	Nut for Seat Pillar Bolt (as H611)	3	
H854	Adjusting Pin for Rear Wheel	3	

NOTE ✻ Indicates models for which Part is suitable.

PART NO.	1922 MODELS			1923 MODELS					1924 MODELS				
B SV	B SV	B1 SV	B2 SV	B SV	B1 SV	B3 OHV	B4 OHV	B5 SV	B SV	B1 SV	B3 OHV	B4 OHV	B5 SV
[illegible]	✻	✻	✻	✻	✻	✻	✻	✻	✻	✻	✻	✻	✻
[illegible]	✻	✻	✻	..	..	..	..	..	..	..	..	..	..
..	..	..	..	✻	✻	✻	✻	✻	✻	✻	✻	✻	✻
[illegible]	..	.	..	..	..	..	..	..	..	..	..	..	..
..	✻	✻	✻	✻	✻	..	..	✻	✻	✻	..	..	✻
..	..	..	..	..	..	✻	✻	..	..	..	✻	✻	..
[illegible]	..	..	..	..	..	..	..	..	..	..	..	..	..
..	✻	✻	✻	✻	✻	✻	✻	✻	✻	✻	✻	✻	✻
[illegible]	..	..	..	..	..	..	..	..	..	..	..	..	..
.	✻	✻	✻	✻	✻	✻	✻	✻	✻	✻	✻	✻	✻
[illegible]	..	..	..	..	..	..	..	..	..	..	..	..	..
.	✻	✻	✻	..	..	..	..	..	..	..	..	..	..
..	..	..	..	✻	✻	✻	✻	✻	✻	✻	✻	✻	✻
[illegible]	..	..	..	..	..	..	..	..	..	..	..	..	..
.	✻	✻	✻	..	..	..	..	..	..	..	..	..	..
.	..	..	..	✻	✻	✻	✻	✻	✻	✻	✻	✻	✻
[illegible]	..	..	..	..	..	..	..	..	..	..	..	..	..
.	✻	✻	✻	✻	✻	✻	✻	✻	✻	✻	✻	✻	✻
[illegible]	✻	✻	✻	✻	✻	✻	✻	✻	✻	✻	✻	✻	✻
[illegible]	✻	✻	✻	✻	✻	✻	✻	✻	✻	✻	✻	✻	✻
[illegible]	✻	✻	✻	✻	✻	✻	✻	✻	✻	✻	✻	✻	✻
.	..	..	..	..	..	..	..	..	..	..	..	..	..
.	✻	✻	✻	✻	✻	✻	✻	✻	✻	✻	✻	✻	✻
.	✻	✻	✻	✻	✻	✻	✻	✻	✻	✻	✻	✻	✻
.	✻	✻	✻	✻	✻	✻	✻	✻	✻	✻	✻	✻	✻

Quote Part Number, Name of Part, Model and Year, when Ordering.

3.49 h.p. 1921-24 A.J.S. Motor Cycles.

Part No.	DESCRIPTION OF PART.	Price. £ s. d.	For Agent's only.	4.9 List
	Front and Rear Stands.			
H855	Front Wheel Stand only	10 6		
H856	Front Wheel Stand only	10 6		
H857	Front Stand Pin only	3		
H859	Spring Washer for above (3/8 in., Double)	1		
H860	Plain Washer for above (3/8 in.)	1		
H861	Front Stand Clip complete	2 0		
H862	Outer Strap for Front Stand Clip	1 0		
H863	Inner Strap for Front Stand Clip	1 0		
H864	Pin, Nut and Washer for Front Stand Clip (1/4 x 1/2 in., 20 Thd., Cheese Head)	3		
H865	Rear Wheel Stand only	15 0		
H866	Rear Wheel Stand only	15 0		
	Rear Stand Pin only (as H318)	4		G
H868	Spring Washer for above	1		
H869	Plain Washer for above	1		
H870	Rear Stand Pin, with Nut	6		
H871	Nut only for Rear Stand Pin (1/2 in. x 20 Thd.) Large	2		
H872	Rear Stand Clip, complete	3 6		
H873	Rear Stand Clip, complete	3 6		
H875	Inner Strap only for Rear Stand Clip	1 3		
H876	Outer Strap only for Rear Stand Clip	2 3		
H877	Outer Strap only for Rear Stand Clip	2 3		
	Pin, Nut and Washer for Rear Stand Clip (as H864)	2		
H880	Spiral Spring for Rear Stand Clip..	1		C
H881	Nut for Spiral Spring Stud (3/16 in. x 20 Thd.)	1		C
H882	Plain Washer for above (3/16 in.)..	1		C
	Front Mudguard.			
H883	Front Mudguard, less Stays	1 7 6		
H884	Front Mudguard, less Stays	9 3		

Where Part Number is given in brackets this number should be quoted.

NOTE ✻ Indicates models for which Part is suitable.

1921 MODEL	1922 MODELS			1923 MODELS					1924 MODELS				
B SV	B SV	B1 SV	B2 SV	B SV	B1 SV	B3 OHV	B4 OHV	B5 SV	B SV	B1 SV	B3 OHV	B4 OHV	B5 SV
✻	..	..	..	..	..	..	..	..	..	..	..	..	..
..	✻	✻	✻	✻	✻	..	..	..	✻	✻	..	..	..
✻	✻	✻	✻	✻	✻	..	..	..	✻	✻	..	..	..
✻	✻	✻	✻	✻	✻	..	..	..	✻	✻	..	..	..
✻	✻	✻	✻	✻	✻	..	..	..	✻	✻	..	..	..
✻	✻	✻	✻	✻	✻	..	..	..	✻	✻	..	..	..
✻	✻	✻	✻	✻	✻	..	..	..	✻	✻	..	..	..
✻	✻	✻	✻	✻	✻	..	..	..	✻	✻	..	..	..
✻	✻	✻	✻	✻	✻	..	..	..	✻	✻	..	..	..
✻	..	..	..	..	..	..	..	..	..	..	..	..	..
..	✻	✻	✻	✻	✻	✻	✻	✻	✻	✻	✻	✻	✻
✻	..	..	..	..	..	..	..	..	..	..	..	..	..
✻	..	..	..	..	..	..	..	..	..	..	..	..	..
✻	..	..	..	..	..	..	..	..	..	..	..	..	..
..	✻	✻	✻	✻	✻	✻	✻	✻	✻	✻	✻	✻	✻
..	✻	✻	✻	✻	✻	✻	✻	✻	✻	✻	✻	✻	✻
✻	..	..	..	..	..	..	..	..	..	..	..	..	..
..	✻	✻	✻	✻	✻	✻	✻	✻	✻	✻	✻	✻	✻
✻	✻	✻	✻	✻	✻	✻	✻	✻	✻	✻	✻	✻	✻
✻	..	..	..	..	..	..	..	..	..	..	..	..	..
..	✻	✻	✻	✻	✻	✻	✻	✻	✻	✻	✻	✻	✻
✻	✻	✻	✻	✻	✻	✻	✻	✻	✻	✻	✻	✻	✻
✻	✻	✻	✻	✻	✻	✻	✻	✻	✻	✻	✻	✻	✻
✻	✻	✻	✻	✻	✻	✻	✻	✻	✻	✻	✻	✻	✻
✻	✻	✻	✻	✻	✻	✻	✻	✻	✻	✻	✻	✻	✻
✻	✻	✻	..	..	..	..	..	..	..	..	..	..	..
..	..	..	✻	..	..	..	..	✻	..	..	..	✻	..

Quote Part Number, Name of Part, Model, and Year, when Ordering.

3.49 h.p. 1921-24 A.J.S. Motor Cycles.

For Agent's only.

Part No.	DESCRIPTION OF PART.	Price. £ s. d.	4.98 List
	Front Mudguard—Continued.		
H885	Front Mudguard, less Stays	1 7 6	
H887	Front Mudguard, less Stays	9 3	
H888	Front Mudguard, less Stays	9 3	
H889	Stays for Front Mudguard .. .. .. pair..	2 0	
H890	Stays for Front Mudguard .. .. .. pair..	2 0	
H891	Stays for Front Mudguard .. .. .. pair..	2 0	
H892	Stays for Front Mudguard .. .. .. pair..	2 0	
H893	Pin only for Stays (¼ x ⅝ in., 20Thd.)	2	G9
	Nut only for above (as H571)	1	G1
	Washer only for above (as H134)..	1	G2
H896	Bridgepiece for Mudguard	7	
H897	Bridgepiece for Mudguard	7	
H899	Pins, Nuts and Washers, for Bridgepiece (3.16 x ⅜ in., 20Thd.) ..	2	G2
H900	Bridge Clip for fixing Guard to Forks	1 0	
H901	Plate for Bridge Clip	4	
H902	Square Headed Pin for Bridge Clip (¼ in., 20Thd.)	3	
H903	Pin only for fixing Clip to Guard (¼ x ¾ in., 20Thd)	3	G1
H904	Dome Nut only for above (¼ in.)	2	G2
H905	Spring Washer for above (¼ in.)	1	G2
*H906	Splasher for Front Mudguard	2 9	
H907	Splasher for Front Mudguard	3 6	
H908	Splasher for Front Mudguard	3 6	
	Pins, Nuts and Washers for Splasher (as H903) .. each..	3	G1
	*NOTE—Splashers can only be fitted to de Luxe Type Mudguards.		
	Rear Mudguard.		
H910	Rear Mudguard only	6 6	
H911	Rear Mudguard only	12 6	
H912	Rear Mudguard only	8 3	

Where Part Number is given in brackets this number should be quoted.

NOTE ✻ Indicates models for which Part is suitable.

1921 MODEL	1922 MODELS			1923 MODELS					1924 MODELS				
B SV	B SV	B1 SV	B2 SV	B SV	B1 SV	B3 OHV	B4 OHV	B5 SV	B SV	B1 SV	B3 OHV	B4 OHV	B5 SV
..	..	..	..	✻	✻	..	..	..	✻	✻	..	..	..
..	..	..	..	..	..	✻	..	..	..	..	✻	..	..
..	..	..	..	..	..	..	✻	..	..	..	..	✻	..
✻	..	..	..	..	..	..	..	..	..	..	..	..	..
..	✻	✻	..	✻	✻	..	..	..	✻	✻	..	..	..
..	..	..	✻	..	..	..	..	✻	..	..	..	..	✻
..	..	..	..	..	..	✻	✻	..	..	..	✻	✻	..
✻	✻	✻	✻	✻	✻	✻	✻	✻	✻	✻	✻	✻	✻
✻	✻	✻	✻	✻	✻	✻	✻	✻	✻	✻	✻	✻	✻
✻	✻	✻	✻	✻	✻	✻	✻	✻	✻	✻	✻	✻	✻
..	..	..	..	..	..	✻	✻	..	..	..	✻	✻	..
..	..	..	..	..	..	..	..	✻	..	..	..	..	✻
..	..	..	..	..	..	✻	✻	✻	..	..	✻	✻	✻
✻	✻	✻	✻	✻	✻	✻	✻	✻	✻	✻	✻	✻	✻
✻	✻	✻	✻	✻	✻	✻	✻	✻	✻	✻	✻	✻	✻
✻	✻	✻	✻	✻	✻	✻	✻	✻	✻	✻	✻	✻	✻
✻	✻	✻	✻	✻	✻	✻	✻	✻	✻	✻	✻	✻	✻
✻	✻	✻	✻	✻	✻	✻	✻	✻	✻	✻	✻	✻	✻
✻	✻	✻	✻	✻	✻	✻	✻	✻	✻	✻	✻	✻	✻
✻	✻	✻	✻	✻	✻	✻	✻	✻	✻	✻	✻	✻	✻
✻	..	..	..	..	..	..	..	..	..	..	..	..	..
..	✻	✻	..	..	..	..	..	..	..	..	..	..	..
..	..	..	..	✻	✻	..	..	..	✻	✻	..	..	..
✻	✻	✻	..	✻	✻	..	..	..	✻	✻	..	..	..
✻	✻	✻	✻	..	..	..	..	✻	..	..	..	..	✻
..	..	..	..	✻	✻	..	..	..	✻	✻	..	..	..
..	..	..	..	..	..	✻	..	..	..	..	✻	..	..

Part No.	DESCRIPTION OF PART.	Price. £ s d.	4.9 List
	Rear Mudguard—Continued.		
H913	Rear Mudguard only (Narrow Racing Type)	6 6	
H914	Bridge Clip for fixing Rearguard to Frame	3	
	Pin, Nut and Washer for above (as H903)	4	G
H916	Plate for Bridge Clip	4	
H917	Pin for fixing Guard to Bottom Bracket (5/16 x ½ in., 20Thd.) ..	2	
	Spring Washer for above (as H163)	1	G
H919	Stays for Narrow Racing Guard	2 0	
H920	Bridge Piece for Narrow Racing Guard .. .. pair..	1 3	
	Pins, Nuts and Washers for Stays (as H893) .. each..	3	G
	Pins, Nuts and Washers for Bridge Pieces (as H899)	2	G
	Number Plates.		
H923	Front Number Plate only	1 3	G
H924	Front Number Plate Clips .. .. .. set 4..	1 2	G
	Pins, Nuts and Washers for Clips (as H899)..	2	G
H926	Rear Number Plate only	1 3	G
H927	Rear Number Plate for Electric Lamp	1 3	G
	Pins, Nuts and Washers for Rear Number Plate (as H903) each..	4	G
	Chaincase and Chainguard.		
H929	Chaincase, complete with Fittings..	2 5 0	
H930	Chaincase, complete with Fittings (Touring)	2 5 0	
H932	Chaincase, complete with Fittings (de Luxe Sports)	2 5 0	
H934	Chainguard, complete with Fittings	1 7 6	
H936	Front Portion of Chaincase only	1 17 6	
H937	Front Portion of Chaincase only	1 17 6	
H939	Front Portion of Chainguard	1 0 0	
H941	Rear Portion of Chaincase	7 6	
H942	Rear Portion of Chaincase	7 6	
H943	Clutch Cap only (Touring)	1 6	

Where Part Number is given in brackets this number should be quoted.

NOTE ✲ Indicates models for which Part is suitable.

1921 MODEL	1922 MODELS			1923 MODELS					1924 MODELS				
B SV	B SV	B1 SV	B2 SV	B SV	B1 SV	B3 OHV	B4 OHV	B5 SV	B SV	B1 SV	B3 OHV	B4 OHV	F5 SV
..	..	..	..	..	..	✲	✲	..	..	..	✲	✲	..
..	✲	✲	✲	✲	✲	✲	✲	✲	✲	✲	✲	✲	✲
✲	✲	✲	✲	✲	✲	✲	✲	✲	✲	✲	✲	✲	✲
✲	✲	✲	✲	✲	✲	✲	✲	✲	✲	✲	✲	✲	✲
✲	✲	✲	✲	✲	✲	✲	✲	✲	✲	✲	✲	✲	✲
✲	✲	✲	✲	✲	✲	✲	✲	✲	✲	✲	✲	✲	✲
..	..	..	..	..	..	✲	✲	..	..	..	✲	✲	..
..	..	..	..	..	..	✲	✲	..	..	..	✲	✲	..
..	..	..	..	..	..	✲	✲	..	..	..	✲	✲	..
..	..	..	..	..	..	✲	✲	..	..	..	✲	✲	..
✲	✲	✲	✲	✲	✲	✲	✲	✲	✲	✲	✲	✲	✲
✲	✲	✲	✲	✲	✲	✲	✲	✲	✲	✲	✲	✲	✲
✲	✲	✲	✲	✲	✲	✲	✲	✲	✲	✲	✲	✲	✲
✲	✲	✲	✲	✲	✲	✲	✲	✲	✲	✲	✲	✲	✲
✲	✲	✲	✲	✲	✲	✲	✲	✲	✲	✲	✲	✲	✲
✲	✲	✲	✲	✲	✲	✲	✲	✲	✲	✲	✲	✲	✲
✲	..	..	..	..	..	..	..	..	..	..	..	..	..
..	✲	..	..	✲	..	..	..	..	✲	..	..	..	..
..	..	✲	..	..	✲	..	..	..	..	✲	..	..	..
..	..	..	✲	..	..	✲	✲	✲	..	..	✲	✲	✲
✲	..	..	..	..	..	..	..	..	..	..	..	..	..
..	✲	✲	..	✲	✲	..	..	..	✲	✲	..	..	..
..	..	..	✲	..	..	✲	✲	✲	..	..	✲	✲	✲
✲	..	..	..	..	..	..	..	..	..	..	..	..	..
..	✲	✲	✲	✲	✲	✲	✲	✲	✲	✲	✲	✲	✲
..	✲	..	..	✲	..	..	..	..	✲	..	..	..	..

Quote Part Number, Name of Part, Model, and Year, when Ordering.

3.49 h.p. 1921-24 A.J.S. Motor Cycles.

For Agent's U only.

Part No.	DESCRIPTION OF PART.	Price. £ s. d.		4.98 h List
	Chaincase & Chainguard – Continued.			
H944	Clutch Cup only (Sports)	1 3		..
H945	Engine Sprocket Cup (Touring)	1 3		..
H946	Engine Sprocket Cup (Sports)	1 6		..
	Pins for Chain Case Cups (as H899)	1		G27
H948	Chaincase Stud in Crankcase	4		..
H949	Chaincase Stud in Crankcase	4		..
	Nut for Chaincase Stud (as H183)	2		G53
	Washer for above (as H800)	1		G28
	Pin and Washer (5 16 in.) for Chaincase Stud in Crankcase (as H537)	2		G27
H954	Chainguard Distance Bolt (5 16 x 1-13 16 in., 20 Thd.) ..	4		..
H955	Pin and Washer for Chainguard in Crankcase	4		..
H956	Chainguard Distance Spool	4		..
	Pin and Washer (¼ in.) for fixing Chaincase to Chainstay (as H893)	3		G95
H953	Pin and Washer for fixing Chaincase to Carrier (5 16 x ⅝ in., 20 Thd. all Lead)	3		..
H959	Oil Filler Cap for Chaincase	4		..
	Carrier.			
H960	Rear Carrier, complete with back Stand Strap	1 15 0		..
H961	Rear Carrier, complete with back Stand Strap	1 12 6		..
H962	Racing Type Stay for Pannier Tool Cases	14 0		..
H963	Pin and Washer for fixing Rear Carrier to Frame (5 16 x ⅝ in., 20 Thd., Medium Head)	3		G476
	Pannier Tool Cases.			
H964	Pannier Tool Cases, complete with Fittings .. each..	6 0		..
H965	Pannier Tool Cases only..	4 6		..
H966	Pannier Tool Cases, complete with Fittings .. each..	5 3		..
H967	Pannier Tool Cases only	4 6		..
H968	Pannier Tool Cases, complete with Fittings .. .. each..	6 0		..
H969	Plate, with Studs for Pannier Tool Case	3		..
H970	Plate, with Studs for Pannier Tool Case	3		..

NOTE ✻ Indicates models for which Part is suitable.

1921 MODEL	1922 MODELS			1923 MODELS					1924 MODELS				
B SV	B SV	B1 SV	B2 SV	B SV	B1 SV	B3 OHV	B4 OHV	B5 SV	B SV	B1 SV	B3 OHV	B4 OHV	B5 SV
..	..	✻	..	..	✻	..	..	..	..	✻	..	..	..
..	✻	..	..	✻	..	..	..	..	✻	..	..	..	..
..	..	✻	..	..	✻	..	..	..	..	✻	..	..	..
..	✻	✻	..	✻	✻	..	..	..	✻	✻	..	..	..
✻	..	..	..	..	..	..	..	..	..	..	..	..	..
..	✻	✻	..	✻	✻	..	..	..	✻	✻	..	..	..
✻	..	..	..	..	..	..	..	..	..	..	..	..	..
✻	..	..	..	..	..	..	..	..	..	..	..	..	..
..	✻	✻	..	✻	✻	..	..	..	✻	✻	..	..	..
.	..	..	..	..	..	..	..	..	..	..	✻	✻	✻
..	..	..	..	..	..	✻	✻	✻	..	..	..	..	..
✻	..	..	..	..	..	..	..	..	..	..	✻	✻	✻
..	✻	✻	✻	✻	✻	✻	✻	✻	✻	✻	✻	✻	✻
..	✻	✻	✻	✻	✻	✻	✻	✻	✻	✻	✻	✻	✻
✻	✻	✻	..	✻	✻	..	..	..	✻	✻	..	..	..
✻	..	..	..	..	..	..	..	..	..	..	..	..	..
..	✻	✻	✻	✻	✻	✻	..	✻	✻	✻	✻	..	✻
..	..	..	..	..	..	..	✻	..	..	..	..	✻	..
✻	✻	✻	✻	✻	✻	✻	✻	✻	✻	✻	✻	✻	✻
✻	..	..	..	..	..	..	..	..	..	..	..	..	..
✻	..	..	..	..	..	..	..	..	..	..	..	..	..
..	✻	✻	✻	✻	✻	✻	..	✻	✻	✻	✻	..	✻
..	✻	✻	✻	✻	✻	✻	✻	✻	✻	✻	✻	✻	✻
..	..	..	..	..	..	..	✻	..	..	..	..	✻	..
✻	..	..	..	..	..	..	✻	..	..	..	..	✻	..
..	✻	✻	✻	..	..	..	..	..	..	..	..	..	..

Quote Part Number, Name of Part, Model, and Year when Ordering.

3.49 h.p. 1921-24 A.J.S. Motor Cycles.

For Agent's Use only

Part No.	DESCRIPTION OF PART.	Price. £ s. d.	4.98 i. List N
	Pannier Tool Cases—Continued.		
H971	Pannier Tool Case Clip only	2	..
	Nut and Washer for above (as H881)	2	G333
H973	Plate only (long) for Pannier Tool Case Fitting	3	..
	Pin, Nut and Washer for above (¼ in.) (as H893)	3	G95
	Tank and Fittings.		
H976	Petrol Tank, less fittings	2 17 6	..
H977	Petrol Tank, less fittings	2 17 6	..
H979	Petrol Tank, with Oil Compartment, less fittings	2 17 6	..
H980	Petrol Tank only, without Oil Compartment	2 17 6	..
H983	Clips for Top of Tank	4	..
	Pins for above (as H893)	2	..
H985	Spring Washers for above (¼ in.)	1	G27[illegible]
H986	Clips for Bottom of Tank	4	..
	Pins for Bottom Tank Clips (as H465)	2	G144
	Spring Washers for above (as H985)	1	G276
	Plain Washers for above (as H134)	1	G27[illegible]
H990	Felt Pads for Tank	3	..
H991	Separate Oil Tank for Saddle Tube, complete with fittings, less Handlebar Control	2 1 9	..
H993	Clips for fixing Tank to Saddle Tube	4	G476
	Pins for above (as H963)	2	G476
	Spring Washers for above (as H163)	1	G213
H999	Petrol and Oil Filler Caps, with Anti-Splasher	1 0	G29[illegible]
H1000	Leather Washer for Filler Cap	2	G29[illegible]
H1001	Anti-Splasher Disc	3	G29[illegible]
H1002	Injection Tap, with Pipe and Nut	3 0	G29[illegible]
H1003	Pipe for Injection Tap	8	G29[illegible]
H1004	Nut for above..	4	G29[illegible]

Where Part Number is given in brackets this number should be quoted

NOTE ✻ Indicates models for which Part is suitable.

1921 MODEL	1922 MODELS			1923 MODELS					1924 MODELS				
B SV	B SV	B1 SV	B2 SV	B SV	B1 SV	B3 OHV	B4 OHV	B5 SV	B SV	B1 SV	B3 OHV	B4 OHV	B5 SV
✻	✻	✻	✻	..	..	..	✻	..	..	..	..	✻	..
✻	✻	✻	✻	..	..	..	✻	..	..	..	..	✻	.
..	..	..	..	✻	✻	✻	..	✻	✻	✻	✻	..	✻
..	..	..	..	✻	✻	✻	..	✻	✻	✻	✻	..	✻
✻	..	..	..	..	..	..	..	..	..	..	..	..	..
..	✻	✻	✻	✻	✻	..	..	✻	✻	✻	..	..	✻
..	..	..	..	..	..	✻	✻	..	..	..	✻	✻	..
..	..	..	..	..	..	✻	✻	..	..	..	✻	✻	..
..	✻	✻	✻	✻	✻	✻	✻	✻	✻	✻	✻	✻	✻
..	✻	✻	✻	✻	✻	✻	✻	✻	✻	✻	✻	✻	✻
..	✻	✻	✻	✻	✻	✻	✻	✻	✻	✻	✻	✻	✻
..	✻	✻	✻	✻	✻	✻	✻	✻	✻	✻	✻	✻	✻
✻	✻	✻	✻	✻	✻	✻	✻	✻	✻	✻	✻	✻	✻
✻	✻	✻	✻	✻	✻	✻	✻	✻	✻	✻	✻	✻	✻
✻	✻	✻	✻	✻	✻	✻	✻	✻	✻	✻	✻	✻	✻
✻	..	..	..	..	..	..	..	..	..	..	..	..	..
..	..	..	..	..	..	✻	✻	..	..	..	✻	✻	..
..	..	..	..	..	..	✻	✻	..	..	..	✻	✻	..
..	..	..	..	..	..	✻	✻	..	..	..	✻	✻	..
..	..	..	..	..	..	✻	✻	..	..	..	✻	✻	..
✻	✻	✻	✻	✻	✻	✻	✻	✻	✻	✻	✻	✻	✻
✻	✻	✻	✻	✻	✻	✻	✻	✻	✻	✻	✻	✻	✻
✻	✻	✻	✻	✻	✻	✻	✻	✻	✻	✻	✻	✻	✻
✻	✻	✻	✻	✻	✻	..	..	✻	✻	✻	..	..	✻
✻	✻	✻	✻	✻	✻	..	..	✻	✻	✻	..	..	✻
✻	✻	✻	✻	✻	✻	..	..	✻	✻	✻	..	..	✻

Quote Part Number, Name of Part, Model, and Year, when Ordering.

3.49 h.p. 1921-24 A J.S. Motor Cycles.

Part No.	DESCRIPTION OF PART.	Price. £ s. d.	For Agent's Use only.	4.98 h. List No.
	Tank and Fittings.			
H1005	Petrol Tap, with Filter	3 0		..
H1007	Filter only for Petrol Tap	1 0		..
H1008	Oil Tap, complete	2 0		G29[illegible]
	C. and A. Washers for Petrol and Oil Taps (as H324)	1		G22[illegible]
H1010	Cork Washers for Taps .. .. doz...	6		G30[illegible]
H1011	Knee Grips .. .. pair..	5 6		..
	Pins for Knee Grips (as H864)	2		..
	Handlebars.			
H1016	Handlebars, with Grips only (Touring)	17 0		..
H1018	Handlebars, with Grips only (Sports)	16 0		..
H1022	Handlebar Grips only .. .. pair..	1 1		..
H1023	Handlebar Expander Bolt only	1 0		..
H1024	Cone for Handlebar Expander Bolt	6		..
H1026	Handlebar Cable Clip	4		..
H1027	Cable Clip for Frame Tubes	4		..
	Control Levers and Parts.			
H1028	Inverted Lever, complete	4 6		G39[illegible]
H1029	Inverted Lever only	2 9		G39[illegible]
H1030	Pin and Nut for above	3		G39[illegible]
H1031	Control Body only in Handlebar	1 9		G399
H1032	Cable Stop in Control Body	4		G39[illegible]
	Screw for fixing Control in Handlebar (as H899)	1		G27[illegible]
H1034	Clutch Control Lever complete	7 0		G394
H1035	Clutch Control Lever only	3 6		G39[illegible]
H1036	Base and Clip complete	3 6		G39[illegible]
H1037	Half Clip only	6		G39[illegible]
H1038	Pin for Half Clip	4		G39[illegible]
H1039	Large Headed Pin for Clutch Lever	4		G39[illegible]

NOTE * Indicates models for which Part is suitable.

1921 MODEL	1922 MODELS			1923 MODELS					1924 MODELS				
B SV	B SV	B1 SV	B2 SV	B SV	B1 SV	B3 OHV	B4 OHV	B5 SV	B SV	B1 SV	B3 OHV	B4 OHV	B5 SV
*	*	*	*	*	*	*	*	*	*	*	*	*	*
*	*	*	*	*	*	*	*	*	*	*	*	*	*
*	*	*	*	*	*	*	*	*	*	*	*	*	*
*	*	*	*	*	*	*	*	*	*	*	*	*	*
*	*	*	*	*	*	*	*	*	*	*	*	*	*
..	*	*	*	*	*	*	*	*	*	*	*	*	*
..	*	*	*	*	*	*	*	*	*	*	*	*	*
*	*	..	..	*	..	..	..	..	*	..	..	..	..
..	..	*	*	..	*	*	*	*	..	*	*	*	*
*	*	*	*	*	*	*	*	*	*	*	*	*	*
*	*	*	*	*	*	*	*	*	*	*	*	*	*
*	*	*	*	*	*	*	*	*	*	*	*	*	*
*	*	*	*	*	*	*	*	*	*	*	*	*	*
*	*	*	*	*	*	*	*	*	*	*	*	*	*
*	*	*	*	*	*	*	*	*	*	*	*	*	*
*	*	*	*	*	*	*	*	*	*	*	*	*	*
*	*	*	*	*	*	*	*	*	*	*	*	*	*
*	*	*	*	*	*	*	*	*	*	*	*	*	*
*	*	*	*	*	*	*	*	*	*	*	*	*	*
*	*	*	*	*	*	*	*	*	*	*	*	*	*
*	*	*	*	*	*	*	*	*	*	*	*	*	*
*	*	*	*	*	*	*	*	*	*	*	*	*	*
*	*	*	*	*	*	*	*	*	*	*	*	*	*
*	*	*	*	*	*	*	*	*	*	*	*	*	*
*	*	*	*	*	*	*	*	*	*	*	*	*	*
*	*	*	*	*	*	*	*	*	*	*	*	*	*

Quote Part Number. Name of Part, Model, and Year, When Ordering.

3.49 h.p. 1921-24 A.J.S. Motor Cycles.

For Agent's Use only.

Part No.	DESCRIPTION OF PART.	Price. £ s. d.		4.98 h. List N
	Control Levers and Parts—Continued.			
H1040	Washer for Clutch Lever Pin	1		G395
H1041	Magneto Control Lever complete	4 3		G402
H1042	Base and Clip for above..	1 6		G402
H1043	Clip Pin for above	4		G402
H1044	Centre Pin for Control Body	3		G402
H1045	Top Plate	6		G402
H1046	Plain Washer	1		..
H1047	Castellated Washer	3		..
H1048	Lever only	2 6		..
H1052	Carburetter Controls complete, A.M.A.C. (Sports)	12 0		..
H1053	Throttle Control Lever only	3 5		..
H1054	Air Control Lever only	3 5		..
H1055	Centre Pin for Control	3		..
H1056	Throttle Control Slide	3		..
H1057	Air Control Slide	3		..
H1058	Base and Clip only for Handlebar	3 5		..
H1059	Square Headed Pin for Control Clip	4		..
H1060	Control Body	5 0		..
H1061	Control Body End Cap	5		..
H1062	Carburetter Controls complete. A.M.A.C. (Touring).. ..	12 0		..
H1063	Throttle Control Lever only	3 5		..
H1064	Air Control Lever only	3 5		..
H1065	Centre Pin for Control	3		..
H1066	Control Body	5 0		..
H1067	Distance Plate for Levers	3		..
H1068	Control Body Top	11		..
H1069	Spring Washer for Control Body	3		..

NOTE ✻ Indicates models for which Part is suitable.

1921 MODEL	1922 MODELS			1923 MODELS					1924 MODELS				
B SV	B SV	B1 SV	B2 SV	B SV	B1 SV	B3 OHV	B4 OHV	B5 SV	B SV	B1 SV	B3 OHV	B4 OHV	B5 SV
✻	✻	✻	✻	✻	✻	✻	✻	✻	✻	✻	✻	✻	✻
✻	✻	✻	✻	✻	✻	✻	✻	✻	✻	✻	✻	✻	✻
✻	✻	✻	✻	✻	✻	✻	✻	✻	✻	✻	✻	✻	✻
✻	✻	✻	✻	✻	✻	✻	✻	✻	✻	✻	✻	✻	✻
✻	✻	✻	✻	✻	✻	✻	✻	✻	✻	✻	✻	✻	✻
✻	✻	✻	✻	✻	✻	✻	✻	✻	✻	✻	✻	✻	✻
✻	✻	✻	✻	✻	✻	✻	✻	✻	✻	✻	✻	✻	✻
✻	✻	✻	✻	✻	✻	✻	✻	✻	✻	✻	✻	✻	✻
✻	✻	✻	✻	✻	✻	✻	✻	✻	✻	✻	✻	✻	✻
✻	..	✻	✻	..	✻	✻	✻	✻	..	✻	✻	✻	✻
✻	..	✻	✻	..	✻	✻	✻	✻	..	✻	✻	✻	✻
✻	..	✻	✻	..	✻	✻	✻	✻	..	✻	✻	✻	✻
✻	..	✻	✻	..	✻	✻	✻	✻	..	✻	✻	✻	✻
✻	..	✻	✻	..	✻	✻	✻	✻	..	✻	✻	✻	✻
✻	..	✻	✻	..	✻	✻	✻	✻	..	✻	✻	✻	✻
✻	..	✻	✻	..	✻	✻	✻	✻	..	✻	✻	✻	✻
✻	✻	✻	✻	✻	✻	✻	✻	✻	✻	✻	✻	✻	✻
✻	..	✻	✻	..	✻	✻	✻	✻	..	✻	✻	✻	✻
✻	..	✻	✻	..	✻	✻	✻	✻	..	✻	✻	✻	✻
..	..	..	..	✻	..	..	..	..	✻	..	..	..	..
..	✻	..	..	✻	..	..	..	..	✻	..	..	..	..
..	✻	..	..	✻	..	..	..	..	✻	..	..	..	..
..	✻	..	.	✻	..	..	..	.	✻	..	..	..	.
..	✻	..	..	✻	..	..	..	..	✻	..	..	..	..
..	✻	..	..	✻	..	..	..	..	✻	..	..	..	..
.	✻	..	..	✻	..	..	..	..	✻	..	..	..	..
..	✻	..	..	✻	..	..	..	..	✻	..	..	..	..

Quote Part Number, Name of Part, Model, and Year, when Ordering.

3.49 h p. 1921-24 A.J.S. Motor Cycles.

For Agent's use only.

Part No.	DESCRIPTION OF PART.	Price. £ s. d.		4.98 List
	Control Levers and Parts – Continued.			
H1070	Carburetter Control complete (Binks')	10 0		..
H1071	Base only for above	3 6		..
H1072	Top Lever only (short)	3 6		..
H1073	Bottom Lever only (long)	3 6		.
H1074	Cable Nipple in Levers .. .. each..	3		.
H1075	Compression Spring	6		.
H1076	Top Plate	1 0		.
H1077	Compression Screw	6		.
H1078	Friction Plate..	6		.
H1079	Base Clamp	1 0		.
H1080	Clamp Screws.. .. .. each..	4		..
H1081	Control Lever complete, less Cable Stop, for Separate Oil Tank..	7 6		G4
H1082	Control Lever only	4 0		G4
H1083	Pin for Control Lever	4		G4
H1084	Washer for Control Lever	1		G4
H1085	Base and Clip	3 6		G4
H1086	Half Clip only	1 0		G4
H1087	Pin for above	4		G4
H1088	Cable Stop Clip	2 6		G4
	Pins only for above (as H864)	2		
	Control Cables.			
H1111	Valve Lifter Control Cable complete	3 10		.
H1112	Valve Lifter Control Cable complete	3 10		G4
H1113	Valve Lifter Control Cable (Inner Wire)	9		.
H1114	Valve Lifter Control Cable (Inner Wire)	9		G4
H1115	Valve Lifter Control Cable (Outer Casing).. .	2 6		.
H1116	Valve Lifter Control Cable (Outer Casing)..	2 6		G4

Where Part Number is given in brackets this number should be quoted.

NOTE ✻ Indicates models for which Part is suitable.

1921 MODEL	1922 MODELS			1923 MODELS					1924 MODELS				
B SV	B SV	B1 SV	B2 SV	B SV	B1 SV	B3 OHV	B4 OHV	B5 SV	B SV	B1 SV	B3 OHV	B4 OHV	B5 SV
..	..	..	..	..	..	..	..	..	..	..	..	..	..
..	..	..	..	..	..	..	..	..	..	..	..	..	..
..	..	..	..	..	..	..	..	..	..	..	..	..	..
..	..	..	..	..	..	..	..	..	..	..	..	..	..
..	..	..	..	..	..	..	..	..	..	..	..	..	..
..	..	..	..	..	..	..	..	..	..	..	..	..	..
..	..	..	..	..	..	..	..	..	..	..	..	..	..
..	..	..	..	..	..	..	..	..	..	..	..	..	..
..	..	..	..	..	..	..	..	..	..	..	..	..	..
..	..	..	..	..	..	..	..	..	..	..	..	..	..
..	..	..	..	..	..	..	..	..	..	..	..	..	..
..	..	..	..	..	..	✻	✻	..	..	..	✻	✻	..
..	..	..	..	..	..	✻	✻	..	..	..	✻	✻	..
..	..	..	..	..	..	✻	✻	..	..	..	✻	✻	..
..	..	..	..	..	..	✻	✻	..	..	..	✻	✻	..
..	..	..	..	..	..	✻	✻	..	..	..	✻	✻	..
..	..	..	..	..	..	✻	✻	..	..	..	✻	✻	..
..	..	..	..	..	..	✻	✻	..	..	..	✻	✻	..
..	..	..	..	..	..	✻	✻	..	..	..	✻	✻	✻
..	..	..	..	..	..	✻	✻	..	..	..	✻	✻	..
✻	✻	..	..	✻	..	..	..	..	✻	..	..	..	..
..	..	✻	✻	..	✻	✻	✻	✻	..	✻	✻	✻	✻
✻	✻	..	..	✻	..	..	..	..	✻	..	..	..	..
..	..	✻	✻	..	✻	✻	✻	✻	..	✻	✻	✻	✻
✻	✻	..	..	✻	..	..	..	..	✻	..	..	..	..
..	..	✻	✻	..	✻	✻	✻	✻	..	✻	✻	✻	✻

Quote Part Number, Name of Part, Model, and Year, when Ordering.

3.49 h p. 1921-24 A.J.S. Motor Cycles.

For Agent's U. only.

Part No.	DESCRIPTION OF PART.	Price. £ s. d.	4.938, List N
	Control Cables—Continued.		
H1117	Nipple only for Inner Wire	2	G40-
H1118	Front Brake Control Cable (Inner and Outer)	4 9	..
H1119	Front Brake Control Cable (Inner and Outer)	4 3	G40.
H1120	Front Brake Control Inner Wire	9	..
H1121	Front Brake Control Inner Wire	9	G40-.
H1122	Front Brake Control Outer Casing	1 9	..
H1123	Front Brake Control Outer Casing	1 10	G40.
H1124	Clntch Control Cable, complete	4 0	..
H1125	Clutch Control Cable, complete	4 0	G39
H1126	Clutch Control Inner Wire	10	..
H1127	Clutch Control Inner Wire	10	G39
H1128	Clutch Control Outer Casing	2 9	..
H1129	Clutch Control Outer Casing	2 9	G39
H1130	Nipples only for Inner Wire .. .. .. pair..	4	G39-.
H1131	Magneto Control Cable, complete	2 4	..
H1132	Magneto Control Cable, complete	2 1	..
H1133	Magneto Control Inner Wire	7	..
H1134	Magneto Control Inner Wire	5	..
H1135	Magneto Control Outer Casing	1 9	..
H1136	Magneto Control Outer Casing	1 8	..
*H1137	Carburettor Control Cable, complete (A.M.A.C.) .. each..	3 0	..
H1138	Carburettor Control Cable, complete (A.M.A.C.) .. each..	3 0	..
H1140	Control Cable, complete, for separate Oil Tank	4 1	..
H1141	Inner Wire only for above	11	..
H1142	Outer Casing only for above	2 10	..
H1143	Shackle and Pin for Inner Wire	4	G400-
	Bowden Adjuster and Nut for Valve Lifter, Clutch and Front Brake Cables	5	G39-

NOTE ✻ Indicates models for which Part is suitable

1921 MODEL	1922 MODELS			1923 MODELS					1924 MODELS				
B SV	B SV	B1 SV	B2 SV	B SV	B1 SV	B3 OHV	B4 OHV	B5 SV	B SV	B1 SV	B3 OHV	B4 OHV	B5 SV
✻	✻	✻	✻	✻	✻	✻	✻	✻	✻	✻	✻	✻	✻
✻	..	..	..	..	..	..	..	✻	..	..	..	..	✻
..	✻	✻	✻	✻	✻	✻	✻	..	✻	✻	✻	✻	..
✻	..	..	..	..	..	..	..	✻	..	..	..	..	✻
..	✻	✻	✻	✻	✻	✻	✻	..	✻	✻	✻	✻	..
✻	..	..	..	..	..	..	..	✻	..	..	..	..	✻
..	✻	✻	✻	✻	✻	✻	✻	..	✻	✻	✻	✻	..
✻	✻	..	..	✻	..	..	..	..	✻	..	..	..	..
..	..	✻	✻	..	✻	✻	✻	✻	..	✻	✻	✻	✻
✻	✻	..	..	✻	..	..	..	..	✻	..	..	..	..
..	..	✻	✻	..	✻	✻	✻	✻	..	✻	✻	✻	✻
✻	✻	..	..	✻	..	..	..	..	✻	..	..	..	..
..	..	✻	✻	..	✻	✻	✻	✻	..	✻	✻	✻	✻
✻	✻	✻	✻	✻	✻	✻	✻	✻	✻	✻	✻	✻	✻
✻	✻	..	..	✻	..	..	..	..	✻	..	..	..	..
..	..	✻	✻	..	✻	✻	✻	✻	..	✻	✻	✻	✻
✻	✻	..	..	✻	..	..	..	..	✻	..	..	..	..
..	..	✻	✻	..	✻	✻	✻	✻	..	✻	✻	✻	✻
✻	✻	..	..	✻	..	..	..	..	✻	..	..	..	..
..	..	✻	✻	..	✻	✻	✻	✻	..	✻	✻	✻	✻
..	✻	..	..	✻	..	..	..	..	✻	..	..	..	..
✻	..	✻	✻	..	✻	✻	✻	✻	..	✻	✻	✻	✻
..	..	..	..	..	..	✻	✻	..	..	.	✻	✻	..
..	..	..	..	..	..	✻	✻	..	..	..	✻	✻	..
..	..	..	.	..	..	✻	✻	..	..	..	✻	✻	..
..	..	..	..	..	..	✻	✻	..	..	..	✻	✻	..
✻	✻	✻	✻	✻	✻	✻	✻	✻	✻	✻	✻	✻	✻

Part No.	DESCRIPTION OF PART.	Price. £ s. d.	4.98 List
	Footboards.		
H1146	Footboards, complete with Rods, &c.	1 2 0	.
H1147	Footboards, complete with Rods, &c.	1 2 0	.
H1148	Footboard Rubber Mat	4 9	.
H1149	Wood Base only for Footboard	1 3	.
H1150	Distance Tube (Long Front)	6	.
H1151	Distance Tube (Long Front)	6	
H1152	Distance Tube (Long Front)	6	
H1153	Distance Tube (Right Hand Rear)	3	.
H1154	Distance Tube (Right Hand Rear)	3	
H1155	Distance Tube (Short Right Hand Rear)	3	
H1156	Distance Tube (Short Left Hand Rear)	3	.
H1157	Distance Tube (Short Left Hand Rear)	3	.
H1158	Distance Tube (Short Left Hand Rear)	3	
H1160	Rear Bracket for Footboard (Short)	7	.
H1161	Rear Bracket for Footboard (Short)	7	..
H1162	Front Bracket for Footboard (Long)	9	.
H1163	Front Bracket for Footboard (Long)	1 3	..
H1164	Pins and Nuts for Footboard Brackets	2	
H1165	Front Footboard Rod on'y (Long)	1 0	.
H1166	Front Footboard Rod only (Long)	1 0	.
H1167	Front Footboard Rod on'y (Long)	1 0	.
H1168	Rear Footboard Rod only (Short)..	1 0	.
H1169	Rear Footboard Rod only (Short)..	1 0	..
H1170	Rear Footboard Rod only (Short)..	1 0	..
	Nuts for Footboard Rods (as H1532)	3	G25.
H1172	Spring Washers far above (7/16 in., Double)	2	..

Where Part Number is given in brackets this number should be quoted.

NOTE ✻ Indicates models for which Part is suitable.

1921 MODEL	1922 MODELS			1923 MODELS					1924 MODELS				
B SV	B SV	B1 SV	B2 SV	B SV	B1 SV	B3 OHV	B4 OHV	B5 SV	B SV	B1 SV	B3 OHV	B4 OHV	P5 SV
✻	..	..	..	..	..	..	..	..	..	..	..	..	
..	✻	..	..	✻	..	..	..	..	✻	..	..	..	..
✻	✻	..	..	✻	..	..	..	..	✻	..	..	..	..
✻	✻	..	..	✻	..	..	..	..	✻	..	..	..	..
✻	..	..	..	..	..	..	..	..	..	..	..	..	..
..	✻	..	..	..	..	..	..	..	..	..	..	..	..
..	..	..	..	✻	..	..	..	..	✻	..	..	..	..
✻	..	..	..	..	..	..	..	..	..	..	..	..	.
..	✻	..	..	..	..	..	..	..	..	.	..	..	..
..	..	..	..	✻	..	..	..	..	✻	..	..	..	..
✻	..	..	..	..	..	..	..	..	..	..	..	.	..
..	✻	..	..	.	..	..	..	..	..	..	..	..	..
..	..	..	..	✻	..	..	..	..	✻	..	..	.	..
✻	✻	..	..	..	..	..	..	..	..	..	..	..	..
..	..	..	..	✻	..	..	..	..	✻	..	..	..	..
✻	✻	..	..	..	..	..	..	..	..	..	..	..	..
..	..	..	..	✻	..	..	..	..	✻	..	..	..	..
✻	✻	..	..	✻	..	..	..	..	✻	..	..	..	..
✻	..	..	..	..	..	..	..	..	..	..	..	..	..
..	✻	..	..	..	..	..	..	..	..	..	..	..	..
..	..	.	..	✻	..	..	..	..	✻	..	..	..	..
✻	..	..	..	..	..	..	..	..	..	..	..	..	..
..	✻	..	..	..	..	..	..	..	..	..	..	..	..
..	..	..	..	✻	..	..	..	..	✻	..	..	..	..
✻	✻	..	..	✻	..	..	..	..	✻	.	..	..	..
✻	✻	..	..	✻	..	..	..	..	✻	..	..	..	..

Quote Part Number, Name of Part, Model, and Year, when Ordering.

3.49 h.p. 1921-24 A.J.S. Motor Cycles.

For Agent's Use only.

Part No.	DESCRIPTION OF PART.	Price. £ s. d.	4.98 h.p. List No.
	Footrests.		
H1173	Footrests, complete with Brake Pedal	1 3 6	..
H1174	Footrests, complete with Brake Pedal	1 3 6	..
H1175	Footrest Arm only (Left Hand and Right Hand) ..	2 9	..
H1176	Footrest Arm only (Right Hand)	2 6	..
H1177	Footrest Arm only (Left Hand)	2 9	..
H1178	Footrest Rubber	1 3	G207
H1179	Outer Footrest Washer	6	G208
H1180	Innner Footrest Washer..	6	G209
	Pin for Outer Washer (as H537)	2	G270
H1182	Square Footrest Rod only	10	..
H1183	Square Footrest Rod only	9	..
	Nut for above (as H532)	3	G254-3
H1185	Spring Washer for above (7/16 in., Single)	1	G254-3
H1186	Footrest Distance Tube..	5	..
H1189	Footrest Engine Plates (Right Hand or Left Hand) .. each..	1 0	..
	Exhaust System.		
	NOTE—Machines having Footboards cannot be fitted with Sport's Exhaust Systems.		
H1191	Silencer Body only, in front of Engine (Touring)	7 0	..
H1192	Exhaust Pipe only, in front of Engine (Touring) ..	3 6	..
H1193	Exhaust Pipe Nut (Touring)	1 3	..
H1194	Silencer, with Exhaust Pipe in front of Engine (Touring) ..	10 6	..
H1199	Silencer Body Clip, in front of Engine (Touring) ..	1 9	..
	Pin and Nut for above (Touring) (as H963)	3	G476-3
H1203	Silencer Tail Pipe (Touring)	3 9	..
H1204	Silencer Tail Pipe (Touring)	3 9	..
H1205	Clip for Tail Pipe (Touring)	6	..
H1206	Clip for Tail Pipe (Touring)	6	..
*H1207	Exhaust Set complete (Front Portion Exhaust Pipe, Expansion Chamber, &c., New Type) (Sports)	1 10 0	..

NOTE ✻ Indicates models for which Part is suitable.

1921 MODEL	1922 MODELS			1923 MODELS					1924 MODELS				
B SV	B SV	B1 SV	B3 SV	B SV	B1 SV	B3 OHV	B1 OHV	B5 SV	B SV	B1 SV	B3 OHV	B4 OHV	B5 SV
..	..	✻	✻	..	✻	✻	✻	✻	..	..	..	..	..
..	..	..	..	..	.	..	..	..	..	✻	✻	✻	✻
..	..	✻	✻	..	✻	✻	✻	✻	..	..	..	..	..
..	..	..	..	..	..	..	..	..	..	✻	✻	✻	✻
..	..	✻	✻	..	✻	✻	✻	✻	..	✻	✻	✻	✻
..	..	✻	✻	..	✻	✻	✻	✻	..	✻	✻	✻	✻
..	..	✻	✻	..	✻	✻	✻	✻	..	✻	✻	✻	✻
..	..	✻	✻	..	✻	✻	✻	✻	..	✻	✻	✻	✻
..	..	✻	✻	..	✻	✻	✻	✻	..	✻	✻	✻	✻
..	..	✻	✻	..	✻	✻	✻	✻	..	..	..	..	..
..	..	..	..	..	..	..	..	..	..	✻	✻	✻	✻
..	..	✻	✻	..	✻	✻	✻	✻	..	✻	✻	✻	✻
..	..	✻	✻	..	✻	✻	✻	✻	..	✻	✻	✻	✻
..	..	✻	✻	..	✻	✻	✻	✻	..	✻	✻	✻	✻
..	..	✻	✻	..	✻	✻	✻	✻	..	✻	✻	✻	✻
✻	..	..	..	..	..	..	..	..	..	..	..	..	..
✻	..	..	..	..	..	..	..	..	..	..	..	..	..
✻	..	..	..	..	..	..	..	..	..	..	..	..	..
..	✻	..	..	✻	..	..	..	..	✻	..	..	..	..
..	✻	..	..	✻	..	..	..	..	✻	..	..	..	..
..	✻	..	..	✻	..	..	..	..	✻	..	..	..	..
✻	..	..	..	..	..	..	..	..	..	..	..	..	..
..	✻	..	..	✻	..	..	..	..	✻	..	..	..	..
✻	..	..	..	..	..	..	..	..	..	..	..	..	..
..	✻	..	..	✻	..	..	..	..	✻	..	..	..	..
..	..	✻	✻	..	✻	..	..	✻	..	✻	..	..	✻

Quote Part Number, Name of Part, Model, and Year, when Ordering.

3.49 h.p. 1921-24 A.J.S. Motor Cycles.

For Agent's Use only.

Part No.	DESCRIPTION OF PART.	Price. £ s. d.		4.98 h.p. Lit N.
	Exhaust System—Continued.			
*H1210	Exhaust Set, complete (Front portion Exhaust Pipe Expansion Chamber, etc.) (new type) Sports	1 10 0		..
*H1216	Expansion Chamber, with Baffle Pipes and Clip (new type) Sports	18 6		..
*H1217	Expansion Chamber, with Baffle Pipes and Clip (new type) Sports	18 6		..
*H1221	Expansion Chamber only (new type) Sports	12 6		..
*H1222	Expansion Chamber only (new type) Sports	12 6		..
H1225	Front Extension Pipe only (new type) Sports	1 9		G351-4
H1226	Front Extension Pipe only new type) Sports	1 9		..
H1227	Tail Pipe for Expansion Chamber (new type) Sports	2 6		..
H1228	Tail Pipe for Expansion Chamber (new type) Sports	2 6		..
H1230	Front Clip for Expansion Chamber	6		G352
H1231	Front Clip for Expansion Chamber	6		..
	Pin, Nut and Washer for above (as H537)	4		G270
H1234	Rear Clip for Expansion Chamber (old type)	6		..
H1236	Rear Clip for Expansion Chamber (old type)	6		..
H1237	Rear Clip for Expansion Chamber (new type)	6		..
H1238	Rear Clip for Expansion Chamber (new type)	6		..
	Pin, Nut and Washer for above (as H537)	4		G270
H1240	Rear Chain Stay Strap only	6		..
H1243	Rear Chain Stay Strap only	6		..
H1244	Chain Stay Clip only	3		..
	Pin, Nut and Washer for above (as 537)	4		G270
	* NOTE—The above new type of Expansion Chamber is now always supplied for all O.H.V. and Sports Machines prior to 1927, in place of the small type originally fitted as Standard.			
H1246	Front portion of Exhaust Pipe. Sports	11 6		..
H1249	Front portion of Exhaust Pipe. Sports	11 6		..
H1254	Crankcase Clip for Exhaust Pipe	1 0		..
H1256	Crankcase Clip for Exhaust Pipe	1 0		
	Pin, Nut and Washer for Crankcase Clip (as H893)	3		G95

Where Part Number is given in brackets this number should be quoted.

NOTE ✻ Indicates models for which Part is suitable.

1921 MODEL	1922 MODELS			1923 MODELS					1924 MODELS				
B SV	B SV	B1 SV	B2 SV	B SV	B1 SV	B3 OHV	B4 OHV	B5 SV	B SV	B1 SV	B3 OHV	B4 OHV	B5 SV
..	..	..	..	..	..	✻	✻	..	..	..	✻	✻	..
..	..	✻	✻	..	✻	..	..	✻	..	✻	..	..	✻
..	..	..	..	..	..	✻	✻	..	..	..	✻	✻	..
..	..	✻	✻	..	✻	..	..	✻	..	✻	..	..	✻
..	..	..	..	..	..	✻	✻	..	..	..	✻	✻	..
..	..	✻	✻	..	✻	..	..	✻	..	✻	..	..	✻
..	..	..	..	..	..	✻	✻	..	..	..	✻	✻	..
..	..	✻	✻	..	✻	..	..	✻	..	✻	..	..	✻
..	..	..	..	..	..	✻	✻	..	..	..	✻	✻	..
..	..	✻	✻	..	✻	..	..	✻	..	✻	..	..	✻
..	..	..	..	..	..	✻	✻	..	..	..	✻	✻	..
..	..	✻	✻	..	✻	✻	✻	✻	..	✻	✻	✻	✻
..	..	✻	✻	..	✻	..	..	✻	..	✻	..	..	✻
..	..	..	..	..	..	✻	✻	..	..	..	✻	✻	..
..	..	✻	✻	..	✻	..	..	✻	..	✻	..	..	✻
..	..	..	..	..	..	✻	✻	..	..	..	✻	✻	..
..	..	✻	✻	..	✻	✻	✻	✻	..	✻	✻	✻	✻
..	..	✻	✻	..	✻	..	..	✻	..	✻	..	..	✻
..	..	..	..	..	..	✻	✻	..	..	..	✻	✻	..
..	..	✻	✻	..	✻	✻	✻	..	..	..	✻	✻	..
..	..	✻	✻	..	✻	✻	✻	..	.	..	✻	✻	..
..	..	✻	✻	..	✻	..	..	✻	..	✻	..	..	✻
..	..	..	..	..	..	✻	✻	..	..	..	✻	✻	..
..	..	✻	✻	..	✻	..	..	✻	..	✻	..	..	✻
..	..	..	..	..	..	✻	✻	..	..	..	✻	✻	..
..	..	✻	✻	..	✻	..	..	✻	..	✻	..	..	✻

Quote Part Number, Name of Part, Model, and Year, when Ordering.

3.49 h.p. 1921-24 A.J.S. Motor Cycles.

For Agent's Use only.

Part No.	DESCRIPTION OF PART.			4.98 h.p. List No.
	Exhaust System—Continued.			
H1265	Eyebolt and Nut for Crankcase Clip	9		..
H1266	Fish Tailed Extension Pipe (old type)	2 3		..
H1267	Fish Tailed Extension Pipe (old type)	4 0		..
H1268	Extension Pipe, with Fish Tail and Clip to form "Straight-through" Exhaust	7 6		G355
H1270	Extension Pipe, with Fish Tail and Clip to form "Straight-through" Exhaust	7 6		G356-1
H1271	Extension Pipe only	3 6		G356-4
H1273	Extension Pipe only	3 6		G356-5
H1274	Fish Tail only for above	2 3		G256-2
H1276	Fish Tail only for above	2 3		G356-
H1277	Long Clip for Fish Tail	2 0		G356-6
H1279	Long Clip for Fish Tail	2 0		G356-7
	Pin, Nut and Washer for above (as H537)	4		G270
	Driving Chains and Parts.			
H1281	Front Driving Chain	9 0		..
H1282	Front Driving Chain	8 5		..
H1283	Rear Driving Chain	18 4		..
H1284	Rear Driving Chain	16 3		..
H1285	Magneto Driving Chain	1 6		..
H1286	Spring Link for Front or Rear Chain	6		..
H1287	Spring Clip for above	2		..
H1288	Spring Link for Front or Rear Chain	4		..
H1289	Spring Clip for above	2		..
H1290	Spring Link for Magneto Chain	2		G364
H1291	Spring Clip for above	1		G364-1
H1292	Two Link Piece for Front or Rear Chain	8		..
H1293	Two Link Piece for Front or Rear Chain	6		G360-1
H1294	Two Link Piece for Magneto Chain	2		G363

NOTE ✻ Indicates models for which Part is suitable.

1921 MODEL	1922 MODELS			1923 MODELS					1924 MODELS				
B SV	B SV	B1 SV	B2 SV	B SV	B1 SV	B3 OHV	B4 OHV	B5 SV	B SV	B1 SV	B3 OHV	B4 OHV	B5 SV
..	..	..	..	..	..	✻	✻	..	..	..	✻	✻	..
..	..	✻	✻	..	✻	..	..	✻	..	✻	..	..	✻
..	..	..	..	..	..	✻	✻	..	..	..	✻	✻	..
..	..	✻	✻	..	✻	..	..	✻	..	✻	..	..	✻
..	..	..	..	..	..	✻	✻	..	..	..	✻	✻	..
..	..	✻	✻	..	✻	..	..	✻	..	✻	..	..	✻
..	..	..	..	..	..	✻	✻	..	..	..	✻	✻	..
..	..	✻	✻	..	✻	..	..	✻	..	✻	..	..	✻
..	..	..	..	..	..	✻	✻	..	..	..	✻	✻	..
..	..	✻	✻	..	✻	..	..	✻	..	✻	..	..	✻
..	..	..	..	..	..	✻	✻	..	..	..	✻	✻	..
..	..	✻	✻	..	✻	✻	✻	✻	..	✻	✻	✻	✻
✻	..	..	..	..	..	..	..	..	..	..	..	..	..
..	✻	✻	✻	✻	✻	✻	✻	✻	✻	✻	✻	✻	✻
✻	..	..	..	..	..	..	..	..	..	..	..	..	..
..	✻	✻	✻	✻	✻	✻	✻	✻	✻	✻	✻	✻	✻
✻	✻	✻	✻	✻	✻	✻	✻	✻	✻	✻	✻	✻	✻
✻	..	..	..	..	..	..	..	..	..	..	..	..	..
✻	..	..	..	..	..	..	..	..	..	..	..	..	..
..	✻	✻	✻	✻	✻	✻	✻	✻	✻	✻	✻	✻	✻
..	✻	✻	✻	✻	✻	✻	✻	✻	✻	✻	✻	✻	✻
✻	✻	✻	✻	✻	✻	✻	✻	✻	✻	✻	✻	✻	✻
✻	✻	✻	✻	✻	✻	✻	✻	✻	✻	✻	✻	✻	✻
✻	..	..	..	..	..	..	..	..	..	..	..	..	..
..	✻	✻	✻	✻	✻	✻	✻	✻	✻	✻	✻	✻	✻
✻	✻	✻	✻	✻	✻	✻	✻	✻	✻	✻	✻	✻	✻

Quote Part Number, Name of Part, Model, and Year, when Ordering.

3.49 h.p. 1921-24 A.J.S. Motor Cycles.

For Agent's Use only.

Part No.	DESCRIPTION OF PART.	Price. £ s. d.	4.98 h.p. List No.
	Hand Oil Pump.		
H1295	Hand Oil Pump, without Oil Tap	7 3	..
H1296	Hand Oil Pump, without Oil Tap	7 3	..
H1293	Pump Barrel	5 0	..
H1299	Pump Barrel	5 0	..
H1301	Pump Plunger Rod only..	6	..
H1302	Pump Plunger Rod only..	6	..
H1303	Pump Plunger Spring	6	G449
H1304	Pump Plunger Catch and Gland Nut	1 0	G450
H1305	Pump Plunger Head	1 0	..
H1305	Pump Plunger Head	1 0	G443
H1307	Cup Leather Washer	2	G445
H1308	Steel Washer for Cup Washer	3	G446
H1309	Nut for Bottom of Plunger Rod	2	G447
H1310	Strainer Gauze	4	G448
H1311	Non Return Ball Valve complete	5	G451
H1312	Ball only for above	1	G452-1
H1313	Screwed Plug for Ball Valve	3	G452-2
H1314	Spring for above	1	G452-3
H1315	Pump Spring Seating and Gauze Holder	6	G452
H1316	Large Leather Seating Washer for Tank	3	G453
H1317	Pin for Fixing Pump to Tank	1	G454
H1318	Plunger Tubular Stop	2	G452-4
H1319	Pump Elbow	9	G476-56
	Washer for Elbow (as H324)	1	G22-6
	Mechanical Oil Pump (NON-SIGHT FEED TYPE ONLY).		
	NOTE. This Type Pump, with Pipes, may be fitted to 1921-23 Models, providing necessary alterations are made to Petrol Tank and Magneto Chain Cover		
*H1321	Mechanical Oil Pump, complete with Pipes	1 5	G455
	*For Separate Pipes, see Nos. H1377, &c.		

NOTE ✳ Indicates models for which Part is suitable.

1921 MODEL	1922 MODELS			1923 MODELS					1924 MODELS				
B SV	B SV	B1 SV	B2 SV	B SV	B1 SV	B3 OHV	B4 OHV	B5 SV	B SV	B1 SV	B3 OHV	B4 OHV	B5 SV
✳	✳	✳	✳	✳	✳	✳	✳	✳	..	..	..	..	..
..	..	..	..	..	..	..	..	..	✳	✳	✳	✳	✳
✳	✳	✳	✳	✳	✳	✳	✳	✳	..	..	..	..	..
..	..	..	..	..	..	..	..	..	✳	✳	✳	✳	✳
✳	✳	✳	✳	✳	✳	✳	✳	✳	..	..	..	..	..
..	..	..	..	..	..	..	..	..	✳	✳	✳	✳	✳
✳	✳	✳	✳	✳	✳	✳	✳	✳	✳	✳	✳	✳	✳
✳	✳	✳	✳	✳	✳	✳	✳	✳	✳	✳	✳	✳	✳
✳	✳	✳	✳	✳	✳	✳	✳	✳	..	..	..	..	..
..	..	..	..	..	..	..	..	..	✳	✳	✳	✳	✳
✳	✳	✳	✳	✳	✳	✳	✳	✳	✳	✳	✳	✳	✳
✳	✳	✳	✳	✳	✳	✳	✳	✳	✳	✳	✳	✳	✳
✳	✳	✳	✳	✳	✳	✳	✳	✳	✳	✳	✳	✳	✳
✳	✳	✳	✳	✳	✳	✳	✳	✳	✳	✳	✳	✳	✳
✳	✳	✳	✳	✳	✳	✳	✳	✳	✳	✳	✳	✳	✳
✳	✳	✳	✳	✳	✳	✳	✳	✳	✳	✳	✳	✳	✳
✳	✳	✳	✳	✳	✳	✳	✳	✳	✳	✳	✳	✳	✳
✳	✳	✳	✳	✳	✳	✳	✳	✳	✳	✳	✳	✳	✳
✳	✳	✳	✳	✳	✳	✳	✳	✳	✳	✳	✳	✳	✳
✳	✳	✳	✳	✳	✳	✳	✳	✳	✳	✳	✳	✳	✳
✳	✳	✳	✳	✳	✳	✳	✳	✳	..	..	..	..	..
✳	✳	✳	✳	✳	✳	✳	✳	✳	..	..	..	..	..
..	..	..	..	..	..	..	..	..	✳	✳	✳	✳	✳

Quote Part Number, Name of Part, Model, and Year when Ordering.

3.49 h.p. 1921-24 A.J.S. Motor Cycles.

For Agent's Use only.

Part No.	DESCRIPTION OF PART.	Price. £ s. d.		4.98 h.p. List No.
	Mechanical Oil Pump—Continued. (NON-SIGHT FEED TYPE ONLY).			
H1322	Pump Driving Washer	4		G456
H1323	Pump Carrier and Pin	9		G457
H1324	Pump Pointer	4		G458
H1325	Indicator, with Spring	6		G459
H1326	Back Cover Bush	4		G460
H1327	Oldham Float..	8		G461
H1328	Stroke Eccentric	10		G462
H1329	Countersunk Screw for Back Cover	1		G463
H1330	Oldham Wheel	1 2		G464
H1331	Adjuster Nut	5		G465
H1332	Nut for Locking Pointer	1		G466
H1333	Plunger for Stroke Eccentric	10		G467
H1334	Washer for above	1		G468
H1335	Indicator Cover Nut	5		G469
H1336	Pump Drum	2 6		G471
H1337	Pump Body only	4 6		G472
H1338	Back Cover only	2 4		G473
H1339	Driving Eccentric	1 8		G474
H1340	Indicator Plug	2		G475
	Pin for fixing Pump to Timing Cover (as H413)	1		G121-1
	Washer for above (as H253)	1		G476-2
	Mechanical Oil Pump and Parts (SIGHT FEED TYPE ONLY).			
	NOTE—This Type of Pump, with Tap and Pipes, may be fitted to 1924 models, but it is necessary to quote Part No. H1344 (3-hole fixing)			
	It may also be adapted to 1921-23 machines providing necessary alterations are made to Tank and Magneto Chain Cover. Complete set of Oil Pipes will be required in either case.			
*H1344	Oil Pump complete, with Pipes and Tap (3-hole fixing) ..	1 5 0		G476-5
H1346	Pump Body (3-hole fixing)	6 0		G476-7
H1347	Fibre Washer for Control Spindle	1		G476-8

*For Separate Pipes see Nos. H1377, &c.

Where Part Number is given in brackets [illegible]

NOTE ✲ Indicates models for which Part is suitable.

1921 MODEL	1922 MODELS			1923 MODELS					1924 MODELS				
B SV	B SV	B1 SV	B2 SV	B SV	B1 SV	B3 OHV	B4 OHV	B5 SV	B SV	B1 SV	B3 OHV	B4 OHV	B5 SV
..	..	..	..	..	..	..	..	..	✲	✲	✲	✲	✲
..	..	..	..	..	..	..	..	..	✲	✲	✲	✲	✲
..	..	..	..	..	..	..	..	..	✲	✲	✲	✲	✲
..	.	..	..	..	..	..	..	..	✲	✲	✲	✲	✲
..	..	..	..	..	..	..	..	..	✲	✲	✲	✲	✲
..	..	..	..	..	..	..	..	..	✲	✲	✲	✲	✲
..	..	..	..	..	..	..	..	..	✲	✲	✲	✲	✲
..	..	..	..	..	..	..	..	..	✲	✲	✲	✲	✲
..	..	..	..	..	..	..	..	..	✲	✲	✲	✲	✲
..	..	..	..	..	..	..	..	..	✲	✲	✲	✲	✲
..	..	..	..	..	..	..	..	..	✲	✲	✲	✲	✲
..	..	..	..	..	..	..	..	..	✲	✲	✲	✲	✲
..	..	..	..	..	..	..	..	..	✲	✲	✲	✲	✲
..	.	..	..	..	..	..	..	..	✲	✲	✲	✲	✲
..	..	..	..	..	..	..	..	..	✲	✲	✲	✲	✲
..	..	..	..	..	..	..	..	..	✲	✲	✲	✲	✲
..	..	..	..	..	..	..	..	..	✲	✲	✲	✲	✲
..	..	..	..	..	..	..	..	..	✲	✲	✲	✲	✲
..	..	..	..	..	..	..	..	..	✲	✲	✲	✲	✲
..	..	..	..	..	..	..	..	..	✲	✲	✲	✲	✲
..	..	..	..	..	..	..	..	..	✲	✲	✲	✲	✲
..	..	..	..	..	..	..	..	..	✲	✲	✲	✲	✲
..	..	..	..	..	..	..	..	..	✲	✲	✲	✲	✲
..	..	..	..	..	..	..	..	..	✲	✲	✲	✲	✲
..	..	..	..	..	..	..	..	..	✲	✲	✲	✲	✲
..	..	..	..	..	..	..	..	..	✲	✲	✲	✲	✲
..	..	..	..	..	..	..	..	..	✲	✲	✲	✲	✲
..	..	..	..	..	..	..	..	..	✲	✲	✲	✲	✲
..	..	..	..	..	..	..	..	..	✲	✲	✲	✲	✲
..	..	..	..	..	..	..	..	..	✲	✲	✲	✲	✲
..	..	..	..	..	..	..	..	..	✲	✲	✲	✲	✲
..	..	..	..	..	..	..	..	..	✲	✲	✲	✲	✲
..	..	..	..	..	..	..	..	..	✲	✲	✲	✲	✲
..	..	..	..	..	..	..	..	..	✲	✲	✲	✲	✲

Quote Part Number, Name of Part, Model, and Year, when Ordering.

3.49 h.p. 1921-24 A.J.S. Motor Cycles.

For Agent's use only

Part No.	DESCRIPTION OF PART.	Price. £ s. d.	4.98 List
	Mechanical Oil Pump and Parts—Continued. (SIGHT FEED TYPE ONLY).		
H1348	Steel Washer for Control Spindle	1	G476-
H1349	Spring Washer for Control Spindle	1	G476-
H1350	Control Spindle, with Knob	1 6	G476-
H1351	Rotating Pump Plunger	3 0	G476-
H1352	Long Extension for Oil Pump from Tank	8	G476-
H1353	Fibre Washer for Cam Plate	1	G476-
H1354	End Cam Plate	1 0	G476-
H1355	Screw for End Cam Plate and Plain End Plate ..	1	G476-
H1356	Short Extension for Oil Pipe to Engine	4	G476-
H1357	Driving Worm, with Shaft	1 6	G476-
H1358	Plain End Plate (New Type)	9	G476-
H1359	End Plug, Screwed (For Early Type Pump) (For Locking Pin for above, see No. H1355)	9	G476-
H1360	Fibre Washer for above..	1	G476-
H1361	Spring for Rotating Pump Plunger	3	G476-
H1362	Fibre Washer for Plain End Plate..	1	G476-
H1363	Ratchet Peg only	1	G476-
H1364	Ratchet Peg Spring	1	G476-
H1365	Window Frame	1 0	G476-
H1366	Window only	2	G476-
H1367	Window Frame Screw	1	G476-
H1368	Screwed Bush for Driving Worm Shaft	9	G476-
H1369	Pump Driving Member	6	G476-
	Petrol and Oil Pipes.		
H1370	Petrol Pipe complete	4 0	..
H1371	Petrol Pipe complete	4 0	..
H1373	Nipple and Nut for Petrol Pipe, Tank End	6	G294-
H1374	Nipple and Nut for Petrol Pipe, Carburetter End	6	G294-

NOTE ✻ Indicates models for which Part is suitable.

1921 MODEL	1922 MODELS			1923 MODELS					1924 MODELS				
B SV	B SV	B1 SV	B2 SV	B SV	B1 SV	B3 OHV	B4 OHV	B5 SV	B SV	B1 SV	B3 OHV	B4 OHV	B5 SV
..	..	..	..	..	..	..	..	..	✻	✻	✻	✻	✻
..	..	..	..	..	..	..	..	..	✻	✻	✻	✻	✻
..	..	..	..	..	..	..	..	..	✻	✻	✻	✻	✻
..	..	..	..	..	..	..	..	..	✻	✻	✻	✻	✻
..	..	..	..	..	..	..	..	..	✻	✻	✻	✻	✻
..	..	..	..	..	..	..	..	..	✻	✻	✻	✻	✻
..	..	..	..	..	..	..	..	..	✻	✻	✻	✻	✻
..	..	..	..	..	..	..	..	..	✻	✻	✻	✻	✻
..	..	..	..	..	..	..	..	..	✻	✻	✻	✻	✻
..	..	..	..	..	..	..	..	..	✻	✻	✻	✻	✻
..	..	..	..	..	..	..	..	..	✻	✻	✻	✻	✻
..	..	..	..	..	..	..	..	..	✻	✻	✻	✻	✻
..	..	..	..	..	..	..	..	..	✻	✻	✻	✻	✻
..	..	..	..	..	..	..	..	..	✻	✻	✻	✻	✻
..	..	..	..	..	..	..	..	..	✻	✻	✻	✻	✻
..	..	..	..	..	..	..	..	..	✻	✻	✻	✻	✻
..	..	..	..	..	..	..	..	..	✻	✻	✻	✻	✻
..	..	..	..	..	..	..	..	..	✻	✻	✻	✻	✻
..	..	..	..	..	..	..	..	..	✻	✻	✻	✻	✻
..	..	..	..	..	..	..	..	..	✻	✻	✻	✻	✻
..	..	..	..	..	..	..	..	..	✻	✻	✻	✻	✻
✻	..	..	..	..	..	..	..	..	..	..	..	..	..
..	✻	✻	✻	✻	✻	✻	✻	✻	✻	✻	✻	✻	✻
✻	✻	✻	✻	✻	✻	✻	✻	✻	✻	✻	✻	✻	✻
✻	✻	✻	✻	✻	✻	✻	✻	✻	✻	✻	✻	✻	✻

Quote Part Number, Name of Part, Model, and Year, when Ordering.

3.49 h.p. 1921-24 A.J.S. Motor Cycles.

For Agent's use only.

Part No.	DESCRIPTION OF PART.	Price. £ s d.	4.98 List
	Petrol & Oil Pipes—Continued.		
H1375	Oil Pipe for Hand Oil Pump	5 0	..
H1376	Oil Pipe for Hand Oil Pump	5 0	..
H1377	Oil Delivery Pipe for Non-Sight Feed Mechanical Oil Pump ..	3 9	..
H1378	Oil Delivery Pipe for Sight Feed Mechanical Oil Pump ..	3 9	..
H1379	Oil Suction Pipe for Non-Sight Feed Mechanical Oil Pump ..	5 0	..
H1380	Oil Suction Pipe for Sight Feed Mechanical Oil Pump ..	5 0	..
H1381	Oil Pipe Connection in Tank or Crankcase	9	G99
H1382	Nipple and Nut for Oil Pipe	6	G298
	Magneto and Fittings.		
	NOTE—As far as possible we have shown particulars of Parts for different models, but owing to the changes in design made by makers, it is advisable to give full particulars or send Parts as pattern.		
H1383	Magneto Shield	6 6	..
H1384	Magneto Shield	3 0	..
H1385	Magneto Shield	3 0	..
H1387	Magneto Shield	3 0	..
	Pin, Nut and Washer for fixing Magneto Shield (as H893) ..	3	G95
H1389	Magneto complete, less Sprocket (SV type)..	4 2 6	..
H1390	Magneto complete, less Sprocket (OHV type)	4 12 6	G339
H1391	Magneto Sprocket	3 0	G340
H1392	Magneto Sprocket Sleeve	1 9	..
H1393	Magneto Sprocket Sleeve	1 9	G341
H1394	Peg Washer for Magneto Sprocket Sleeve	6	G342
H1395	Lock Nut for above	6	..
H1396	Lock Nut for above	6	G343
H1397	Magneto Platform	3 6	..
H1398	Magneto Platform	3 6	..
H1399	Magneto Platform	3 6	..
H1400	Pin for fixing Magneto to Platform (⅜ x ⅞ in., 16 Thd.) ..	2	G94

Where Part Number is given in brackets this number should be quoted.

NOTE ✻ Indicates models for which Part is suitable.

1921 MODEL	1922 MODELS			1923 MODELS					1924 MODELS				
B SV	B SV	B1 SV	B2 SV	B SV	B1 SV	B3 OHV	B4 OHV	B5 SV	B SV	B1 SV	B3 OHV	B4 OHV	B5 SV
✻	..	..	..	..	..	..	..	..	..	..	..	..	..
..	✻	✻	✻	✻	✻	✻	✻	✻	✻	✻	✻	✻	✻
..	..	..	..	..	..	..	..	..	✻	✻	✻	✻	✻
..	..	..	..	..	..	..	..	..	✻	✻	✻	✻	✻
..	..	..	..	..	..	..	..	..	✻	✻	✻	✻	✻
..	..	..	..	..	..	..	..	..	✻	✻	✻	✻	✻
..	..	..	..	..	..	..	..	..	✻	✻	✻	✻	✻
..	..	..	..	..	..	..	..	..	✻	✻	✻	✻	✻
✻	..	..	..	..	..	..	..	..	..	..	..	..	..
..	✻	✻	✻	✻	✻	..	..	✻	..	..	..	..	..
..	..	..	..	..	..	..	..	..	✻	✻	..	..	✻
..	..	..	..	..	..	✻	✻	..	..	..	✻	✻	..
✻	✻	✻	✻	✻	✻	✻	✻	✻	✻	✻	✻	✻	✻
✻	✻	✻	✻	✻	✻	..	..	✻	✻	✻	..	..	✻
..	..	..	..	..	..	✻	✻	..	..	..	✻	✻	..
✻	✻	✻	✻	✻	✻	✻	✻	✻	✻	✻	✻	✻	✻
✻	..	..	..	..	..	..	..	..	..	..	..	..	..
..	✻	✻	✻	✻	✻	✻	✻	✻	✻	✻	✻	✻	✻
✻	✻	✻	✻	✻	✻	✻	✻	✻	✻	✻	✻	✻	✻
✻	..	..	..	..	..	..	..	..	..	..	..	..	..
..	✻	✻	✻	✻	✻	✻	✻	✻	✻	✻	✻	✻	✻
✻	..	..	..	..	..	..	..	..	..	..	..	..	..
..	✻	✻	✻	✻	✻	✻	✻	✻	..	..	..	..	..
..	..	..	..	..	..	..	..	..	✻	✻	✻	✻	✻
✻	✻	✻	✻	✻	✻	✻	✻	✻	✻	✻	✻	✻	✻

Quote Part Number, Name of Part, Model, and Year, when Ordering.

3.49 h.p. 1921-24 A.J.S. Motor Cycles.

For Agent's U only.

Part No.	DESCRIPTION OF PART.	Price. £ s. d.	4.98 List
	Magneto and Fittings—Continued.		
H1401	Cover for Contact Breaker	3	..
H1402	Cover for Contact Breaker	3	..
H1404	Stud and Retaining Spring for Contact Breaker Cover	1 6	..
H1405	Stud and Retaining Spring for Contact Breaker Cover	1 6	G343-
H1406	Contact Breaker complete	1 2 6	G343-
H1408	Rocker Arm, with Platinum Point fitted	7 9	G343-
H1409	Rocker Arm, with Tungsten Point fitted	3 0	..
H1410	Long Platinum Point, with Lock Nut	6 3	G343-
H1411	Long Tungsten Point, with Lock Nut	1 9	..
H1412	Rocker Arm Return Spring	4	G343-
H1413	Screw for above	3	G343-
H1414	Tapered Centre Screw for Contact Breaker	3	G343-
H1415	Earth Carbon Brush and Spring	6	G343-
H1417	Carbon Brush Holder only	2 6	..
H1418	Carbon Brush Holder only	2 6	..
H1420	Carbon Brush (H.T.) and Spring	6	G343-
H1421	Retaining Spring for Carbon Brush Holder	3	..
H1423	Pin for Retaining Spring	2	..
H1424	Bowden Cable Stop on Magneto	1 6	..
H1425	Pin for above	1	..
H1426	Volute Spring for Bowden Cable	6	..
H1427	Bowden Control Slide for Contact Breaker	1 6	G343-
H1428	Return Spring for above	4	G343-
H1429	Top Plate only for Control Slide	9	G343-
H1430	Countersunk Screw for Top Plate	1	G343-
	Bowden Adjuster for Control Slide	5	G343-
H1432	Retaining Screw for Base of Control Slide	1	G343-

NOTE ✻ Indicates models for which Part is suitable.

1921 MODEL	1922 MODELS			1923 MODELS					1924 MODELS				
B SV	B SV	B1 SV	B2 SV	B SV	B1 SV	B3 OHV	B4 OHV	B5 SV	B SV	B1 SV	B3 OHV	B4 OHV	B5 SV
✻	✻	✻	✻	✻	✻	✻	✻	✻	..	..	..	..	..
..	..	..	..	..	..	..	..	..	✻	✻	✻	✻	✻
✻	✻	✻	✻	✻	✻	✻	✻	✻	..	..	..	..	..
..	..	..	..	..	..	..	..	..	✻	✻	✻	✻	✻
✻	✻	✻	✻	✻	✻	✻	✻	✻	✻	✻	✻	✻	✻
✻	✻	✻	✻	✻	✻	✻	✻	✻	✻	✻	✻	✻	✻
✻	✻	✻	✻	✻	✻	✻	✻	✻	✻	✻	✻	✻	✻
✻	✻	✻	✻	✻	✻	✻	✻	✻	✻	✻	✻	✻	✻
✻	✻	✻	✻	✻	✻	✻	✻	✻	✻	✻	✻	✻	✻
✻	✻	✻	✻	✻	✻	✻	✻	✻	✻	✻	✻	✻	✻
✻	✻	✻	✻	✻	✻	✻	✻	✻	✻	✻	✻	✻	✻
✻	✻	✻	✻	✻	✻	✻	✻	✻	✻	✻	✻	✻	✻
✻	✻	✻	✻	✻	✻	✻	✻	✻	✻	✻	✻	✻	✻
✻	✻	✻	✻	✻	✻	✻	✻	✻	..	..	..	..	..
..	..	..	..	..	..	..	..	..	✻	✻	✻	✻	✻
✻	✻	✻	✻	✻	✻	✻	✻	✻	✻	✻	✻	✻	✻
✻	✻	✻	✻	✻	✻	✻	✻	✻	✻	✻	✻	✻	✻
✻	✻	✻	✻	✻	✻	✻	✻	✻	✻	✻	✻	✻	✻
✻	✻	✻	✻	..	..	..	..	..	..	..	..	..	..
✻	✻	✻	✻	..	..	..	..	..	..	..	..	..	..
✻	✻	✻	✻	..	..	..	..	..	..	..	..	..	..
..	..	..	..	✻	✻	✻	✻	✻	✻	✻	✻	✻	✻
..	..	..	..	✻	✻	✻	✻	✻	✻	✻	✻	✻	✻
..	..	..	..	✻	✻	✻	✻	✻	✻	✻	✻	✻	✻
..	..	..	..	✻	✻	✻	✻	✻	✻	✻	✻	✻	✻
..	..	..	..	✻	✻	✻	✻	✻	✻	✻	✻	✻	✻
..	..	..	..	✻	✻	✻	✻	✻	✻	✻	✻	✻	✻

Quote Part Number, Name of Part, Model and Year, when Ordering.

3.49 h.p. 1921-24 A.J.S Motor Cycles.

For Agent's Use only.

Part No.	DESCRIPTION OF PART.	Price. £ s. d.	4.98 h.p. List No.
	Magneto and Fittings.—Continued.		
H1433	High Tension Wire, with Terminal	1 3	G345
H1434	Sparking Plug (state type) .. .. (Lodge)..	6 0	..
H1435	Magneto Armature, complete with Slip Ring	3 5 0	..
H1436	Slip Ring only	6 0	..
	Carburetter Parts (A.M.A.C.),		
H1437	A.M.A.C. Carburetter, complete with Controls (Touring) ..	2 17 0	..
H1438	A.M.A.C. Carburetter, complete with Controls (Sports) ..	3 1 3	..
H1439	A.M.A.C. Carburetter, complete with Controls (Sports) ..	3 1 3	..
H1440	Float Chamber, complete with Top	1 3 0	..
H1441	Float Chamber only	12 0	..
H1442	Float only	2 6	..
H1443	Float Chamber Top, complete with Tickler	4 3	..
H1444	Tickler complete	1 9	..
H1445	Tickler Spring	7	..
H1446	Tickler Plunger	7	..
H1447	Tickler Nut	7	..
H1448	Needle Valve, complete with Cotter	1 1	..
H1449	Cotter only for Needle Valve	5	..
H1450	Mixing Chamber only	8 6	..
H1451	Mixing Chamber Top	1 9	..
H1452	Screwed Ring for above	1 9	..
H1453	Mixing Chamber Union Nut	1 6	..
H1454	Outlet Clip only for fixing to Induction Pipe	1 9	..
H1455	Pin only for above	4	..
H1456	Jet Holder	1 9	..
H1457	Jet (state size required)	5	..
H1458	Sprayer complete	5 1	..

NOTE ✻ Indicates models for which Part is suitable.

1921 MODEL	1922 MODELS			1923 MODELS					1924 MODELS				
B SV	B SV	B1 SV	B2 SV	B SV	B1 SV	B3 OHV	B4 OHV	P5 SV	B SV	B1 SV	B3 OHV	B4 OHV	P5 SV
..	..	..	..	✻	✻	✻	✻	✻	✻	✻	✻	✻	✻
..	..	..	..	✻	✻	✻	✻	✻	✻	✻	✻	✻	✻
..	..	..	..	✻	✻	✻	✻	✻	✻	✻	✻	✻	✻
..	..	..	..	✻	✻	✻	✻	✻	✻	✻	✻	✻	✻
✻	✻	..	..	✻	..	..	..	..	✻	..	..	..	..
..	..	✻	✻	..	✻	..	..	✻	..	✻	..	..	✻
..	..	..	..	..	..	✻	✻	..	..	..	✻	✻	..
✻	✻	✻	✻	✻	✻	✻	✻	✻	✻	✻	✻	✻	✻
✻	✻	✻	✻	✻	✻	✻	✻	✻	✻	✻	✻	✻	✻
✻	✻	✻	✻	✻	✻	✻	✻	✻	✻	✻	✻	✻	✻
✻	✻	✻	✻	✻	✻	✻	✻	✻	✻	✻	✻	✻	✻
✻	✻	✻	✻	✻	✻	✻	✻	✻	✻	✻	✻	✻	✻
✻	✻	✻	✻	✻	✻	✻	✻	✻	✻	✻	✻	✻	✻
✻	✻	✻	✻	✻	✻	✻	✻	✻	✻	✻	✻	✻	✻
✻	✻	✻	✻	✻	✻	✻	✻	✻	✻	✻	✻	✻	✻
✻	✻	✻	✻	✻	✻	✻	✻	✻	✻	✻	✻	✻	✻
✻	✻	✻	✻	✻	✻	✻	✻	✻	✻	✻	✻	✻	✻
✻	✻	✻	✻	✻	✻	✻	✻	✻	✻	✻	✻	✻	✻
✻	✻	✻	✻	✻	✻	✻	✻	✻	✻	✻	✻	✻	✻
✻	✻	✻	✻	✻	✻	✻	✻	✻	✻	✻	✻	✻	✻
✻	✻	✻	✻	✻	✻	✻	✻	✻	✻	✻	✻	✻	✻
✻	✻	✻	✻	✻	✻	✻	✻	✻	✻	✻	✻	✻	✻
✻	✻	✻	✻	✻	✻	✻	✻	✻	✻	✻	✻	✻	✻
✻	✻	✻	✻	✻	✻	✻	✻	✻	✻	✻	✻	✻	✻
✻	✻	✻	✻	✻	✻	✻	✻	✻	✻	✻	✻	✻	✻
✻	✻	✻	✻	✻	✻	✻	✻	✻	✻	✻	✻	✻	✻
✻	✻	✻	✻	✻	✻	✻	✻	✻	✻	✻	✻	✻	✻
✻	✻	✻	✻	✻	✻	✻	✻	✻	✻	✻	✻	✻	✻

Quote Part Number, Name of Part, Model, and Year when Ordering.

3.49 h.p. 1921-24 A.J.S. Motor Cycles.

For Agent's Use only.

Part No.	DESCRIPTION OF PART.	Price. £ s. d.		4.98 h.p. List No.
	Carburetter Parts (A M.A.C.)— Continued.			
H1459	Throttle Valve or Slide (Touring)	3 10		..
H1460	Throttle Valve or Slide (Sports)	3 10		..
H1461	Air Valve or Slide (Touring)	3 0		..
H1462	Air Valve or Slide (Sports)	3 0		..
H1463	Springs for Valves or Slides .. .. .. each..	3		..
H1464	Air Intake Pipe (Sports)	2 6		..
H1465	Air Intake complete (Touring)	4 3		..
H1466	Air Intake only (Touring)	1 9		..
H1467	Air Intake Gauge (Touring)	10		..
H1468	Air Intake Cap (Touring)	1 9		..
H1469	Air Intake complete (O.H.V.)	7 6		..
H1470	Special Induction Pipe (Sports)	4 3		..
H1471	Cable Adjuster	5		..
	Carburetter (Binks')			
	NOTE—When ordering Spares for above, it is absolutely necessary to quote actual year and model of machine, and whether Top or Bottom Feed Type of Carburetter, or send part as pattern. This is necessary owing to the frequent changes that have been made in the design of Binks' Carburetters.			
H1472	Carburetter complete, with Controls	3 1 0		..
H1473	Carburetter Body, Jet Seat and Choke	1 0 0		..
H1474	Pinch Bolt for Body	8		..
H1476	Top Plate only for Body	1 0		..
H1478	Cable Adjusting Screws .. .. .. pair..	1 6		..
H1479	Lock Nuts for above .. .. .. pair..	6		..
H1480	Cable Nipple	3		..
H1481	Float Chamber only (Top Feed)	5 0		..
H1482	Float Chamber only (Bottom Feed)	5 0		..
H1483	Float Chamber Lid (Top Feed)	5 0		..
H1484	Float Chamber Lid (Bottom Feed)	4 0		..
H1485	Float and Needle (Top Feed)	5 0		..

NOTE ✻ Indicates models for which Part is suitable.

1921 MODEL	1922 MODELS			1923 MODELS					1924 MODELS				
B SV	B SV	B1 SV	B2 SV	B SV	B1 SV	B3 OHV	B4 OHV	B5 SV	B SV	B1 SV	B3 OHV	B4 OHV	B5 SV
✻	✻	..	..	✻	..	..	..	..	✻	..	..	..	..
..	..	✻	✻	..	✻	✻	✻	✻	..	✻	✻	✻	✻
✻	✻	..	..	✻	..	..	..	..	✻	..	..	..	..
..	..	✻	✻	..	✻	✻	✻	✻	..	✻	✻	✻	✻
✻	✻	✻	✻	✻	✻	✻	✻	✻	✻	✻	✻	✻	✻
..	..	✻	✻	..	✻	✻	✻	✻	..	✻	✻	✻	✻
✻	✻	..	..	✻	..	..	..	..	✻	..	..	..	.
✻	✻	..	..	✻	..	..	..	..	✻	..	..	..	..
✻	✻	..	..	✻	..	..	..	..	✻	..	..	..	..
✻	✻	..	..	✻	..	..	..	.	✻	..	..	..	..
..	..	..	..	..	..	✻	✻	..	..	..	✻	✻	..
..	..	✻	✻	..	✻	✻	✻	✻	..	✻	✻	✻	✻
✻	✻	✻	✻	✻	✻	✻	✻	✻	✻	✻	✻	✻	✻
..	..	..	..	..	..	..	..	..	..	..	..	..	..
..	..	..	..	..	..	..	..	..	..	..	..	..	..
..	..	..	..	..	..	..	..	..	..	..	..	..	..
..	..	..	..	..	..	..	..	..	..	..	..	..	..
..	..	..	..	..	..	..	..	..	..	..	..	..	..
..	..	..	..	..	..	..	..	..	..	..	..	..	..
..	..	..	..	..	..	..	..	..	..	..	..	..	..
..	..	..	..	..	..	..	..	..	..	..	..	..	..
..	..	..	..	..	..	..	..	..	..	..	..	..	.
..	..	..	..	..	..	..	..	..	..	..	..	..	..
..	..	..	..	..	..	..	..	..	..	..	..	..	..
..	..	..	..	..	..	..	..	..	..	..	..	..	..

Quote Part Number, Name of Part, Model, and Year when Ordering.

3.49 h.p. 1921-24 A.J.S. Motor Cycles.

For Agent's Use only.

Part No.	DESCRIPTION OF PART.	Price. £ s. d.		4.98 h.p. List No.
	Carburetter (Binks')—Continued.			
H1486	Float and Bow (Bottom Feed)	3 6		..
H1487	Bow Spring	6		..
H1488	Needle only (Bottom Feed)	2 6		..
H1490	Tickler Plunger	6		..
H1491	Tickler Split Pin	1		..
H1492	Tickler Spring	3		..
H1493	Filter for Petrol Pipe	1 0		..
H1494	Filter Cap Union	1 6		..
H1495	Filter Protector	3		..
H1496	Needle Valve Seat and Petrol Connection	1 6		..
H1497	Float Chamber Holding Screw and Filter	1 6		..
H1498	Washer for above	3		..
H1499	Throttle Slide	2 6		..
H1500	Air Slide	2 6		..
H1501	Spring for Slide	9		..
H1502	Air Intake Tube	1 6		..
H1503	Air Intake Cap	1 6		..
H1504	Pilot Jet (state size)	1 0		..
H1505	Main Jet (state size)	1 0		..
H1506	Jet. (3-Jet type. State size)	2 0		..
H1507	Jet Key	1 0		..
H1508	Main Jet Cap (3-Jet type)	1 0		..
H1509	Washer for above. (3-Jet type).	2		..
H1510	2nd Pilot Damper. (3-Jet type)	1 0		..
H1511	2nd Pilot Damper Spring (3-Jet type)	4		..
H1512	Lock Ring for Body Cap	1 6		..

NOTE ✳ Indicates models for which Part is suitable.

1921 MODEL	1922 MODELS			1923 MODELS					1924 MODELS				
B SV	B SV	B1 SV	B2 SV	B SV	B1 SV	B3 OHV	B4 OHV	B5 SV	B SV	B1 SV	B3 OHV	B4 OHV	B5 SV
..	..	..	..	..	..	..	..	..	..	..	..	..	..
..	..	..	..	..	..	..	..	..	..	..	..	..	..
..	..	..	..	..	..	..	..	..	..	..	..	..	..
..	..	..	..	..	..	..	..	..	..	..	..	..	..
..	..	..	..	..	..	..	..	..	..	..	..	..	..
..	..	..	..	..	..	..	..	..	..	..	..	..	..
..	..	..	..	..	..	..	..	..	..	..	..	..	..
..	..	..	..	..	..	..	..	..	..	..	..	..	..
..	..	..	..	..	..	..	..	..	..	..	..	..	..
..	..	..	..	..	..	..	..	..	..	..	..	..	..
..	..	..	..	..	..	..	..	..	..	..	..	..	..
..	..	..	..	..	..	..	..	..	..	..	..	..	..
..	..	..	..	..	..	..	..	..	..	..	..	..	..
..	..	..	..	..	..	..	..	..	..	..	..	..	..
..	..	..	..	..	..	..	..	..	..	..	..	..	..
..	..	..	..	..	..	..	..	..	..	..	..	..	..
..	..	..	..	..	..	..	..	..	..	..	..	..	..
..	..	..	..	..	..	..	..	..	..	..	..	..	..
..	..	..	..	..	..	..	..	..	..	..	..	..	..
..	..	..	..	..	..	..	..	..	..	..	..	..	..
..	..	..	..	..	..	..	..	..	..	..	..	..	..
..	..	..	..	..	..	..	..	..	..	..	..	..	..
..	..	..	..	..	..	..	..	..	..	..	..	..	..

Quote Part Number. Name of Part, Model, and Year, When Ordering.

3.49 h.p. 1291-24 A.J.S. Motor Cycles.

For Agent's Use only.

Part No.	DESCRIPTION OF PART.	Price. £ s. d.		4.98 h.p. List No.
	Saddle.			
H1515	Brooks' Saddle complete. B150	1 6 6		..
H1516	Brooks' "Sports Supple Seat," Morocco, B185 I	2 3 6		..
H1517	Brooks' "Sports Supple Seat," Black, B190 1C	1 16 0		..
H1518	Brooks' Saddle, B251	1 3 6		..
H1519	"Goughs" Saddle, complete	19 0		..
H1520	Terry "Spring Seat" Saddle, No. 2	1 19 0		G298
H1521	Terry "Spring Seat" Saddle, No. 3	1 14 0		..
H1522	Clip only for Seat Pillar	1 9		G298A-1
H1523	Serrated Side Plates for above .. .. .. each..	6		G298A-2
H1524	Square Centre Bolt only	6		G298A-3
H1525	Nut for above	3		G298A-4
H1526	Plain Washer for above	2		G298A-5
	Legshields & Fittings.			..
H1530	Legshields, with Fittings (Touring)	1 5 0		..
H1531	Legshields, with Fittings (Sports)	1 5 0		..
H1532	Legshields only (R.H.) (Touring)	10 0		..
H1533	Legshields only (R.H.) (Sports)	10 0		..
H1534	Legshields only (L.H.) (Touring)	10 0		..
H1535	Legshields only (L.H.) (Sports)	10 0		..
H1536	Support Rod, complete with Frame Clip and Nuts	3 0		..
H1537	Frame Half Clip only	6		..
H1538	Nut for Frame Clip	2		..
H1539	Clip complete for fixing Legshield to Support Rods	1 3		G301-6
H1540	Aluminium portion only of above	9		G301-7
H1541	Outside Latch only	3		G301-8
H1542	Pins only .. .. each..	3		G301-9
H1543	Washers only for above	1		G301-10

NOTE ✻ Indicates models for which Part is suitable.

1921 MODEL	1922 MODELS			1923 MODELS					1924 MODELS				
B SV	B SV	B1 SV	B2 SV	B SV	B1 SV	B3 OHV	B4 OHV	B5 SV	B SV	B1 SV	B3 OHV	B4 OHV	B5 SV
✻	✻	✻	✻	✻	✻	✻	✻	✻	✻	✻	✻	✻	✻
✻	✻	✻	✻	✻	✻	✻	✻	✻	✻	✻	✻	✻	✻
✻	✻	✻	✻	✻	✻	✻	✻	✻	✻	✻	✻	✻	✻
✻	✻	✻	✻	✻	✻	✻	✻	✻	✻	✻	✻	✻	✻
✻	✻	✻	✻	✻	✻	✻	✻	✻	✻	✻	✻	✻	✻
✻	✻	✻	✻	✻	✻	✻	✻	✻	✻	✻	✻	✻	✻
✻	✻	✻	✻	✻	✻	✻	✻	✻	✻	✻	✻	✻	✻
✻	✻	✻	✻	✻	✻	✻	✻	✻	✻	✻	✻	✻	✻
✻	✻	✻	✻	✻	✻	✻	✻	✻	✻	✻	✻	✻	✻
✻	✻	✻	✻	✻	✻	✻	✻	✻	✻	✻	✻	✻	✻
✻	✻	✻	✻	✻	✻	✻	✻	✻	✻	✻	✻	✻	✻
✻	✻	✻	✻	✻	✻	✻	✻	✻	✻	✻	✻	✻	✻
✻	✻	..	..	✻	..	..	..	..	✻	..	..	..	..
..	..	✻	✻	..	✻	✻	✻	✻	..	✻	✻	✻	✻
✻	✻	..	..	✻	..	..	..	..	✻	..	..	..	..
..	..	✻	✻	..	✻	✻	✻	✻	..	✻	✻	✻	✻
✻	✻	..	..	✻	..	..	..	..	✻	..	..	..	..
..	..	✻	✻	..	✻	✻	✻	✻	..	✻	✻	✻	✻
✻	✻	✻	✻	✻	✻	✻	✻	✻	✻	✻	✻	✻	✻
✻	✻	✻	✻	✻	✻	✻	✻	✻	✻	✻	✻	✻	✻
✻	✻	✻	✻	✻	✻	✻	✻	✻	✻	✻	✻	✻	✻
✻	✻	✻	✻	✻	✻	✻	✻	✻	✻	✻	✻	✻	✻
✻	✻	✻	✻	✻	✻	✻	✻	✻	✻	✻	✻	✻	✻
✻	✻	✻	✻	✻	✻	✻	✻	✻	✻	✻	✻	✻	✻
✻	✻	✻	✻	✻	✻	✻	✻	✻	✻	✻	✻	✻	✻
✻	✻	✻	✻	✻	✻	✻	✻	✻	✻	✻	✻	✻	✻

Quote Part Number, Name of Part, Model and Year, when Ordering.

3.49 h.p. 1921-24 A.J.S. Motor Cycles.

For Agent's use only.

Part No.	DESCRIPTION OF PART.	Price. £ s d.	4/20 List
	Legshields and Fittings—Continued.		
H1544	Hexagon Nut	1	G3..
H1545	Wing Nut	3	G30..
H1546	Plate only under Footboard (Touring)	4	..
H1547	Hinge Pin for Footboard Plate	3	..
	Accessories		
	(LUCAS DYNAMO LIGHTING SETS AND FITTINGS).		
H1548	Lucas E3 Separate Dynamo Lighting Set, complete with all fittings (Touring)	11 10 0	..
	NOTE—When fitting above, a Special Brake Pedal is required and Distance Tubes on Footboard shortened.		
H1549	Lucas E3 Separate Dynamo Lighting Set, complete with all fittings (Sports)	11 0 0	..
H1550	Complete Set of Fittings (A.J.S.) for attaching to machine only (Touring)	3 0 0	..
H1551	Complete Set of Fittings (A.J.S.) for attaching to machine only (Sports)	2 10 0	..
H1552	E3 Dynamo Bracket only	7 6	..
H1553	Strap only for above	9	..
	Pin for above (as H864)	2	..
H1555	Whittle Driving Belt	7 6	..
H1556	Cover for Driving Belt	18 6	..
H1557	Distance Strap only for Cover	6	..
	Pin and Washer for Belt Cover (as H958)	3	..
H1559	Distance Piece and Nut for fixing Belt Cover to Crankcase ..	1 3	..
H1560	Pulley for Dynamo	1 6	..
H1561	Nut only for above on Dynamo Shaft	4	..
H1562	Engine Pulley Flanges only .. .. .. pair..	1 6	..
H1563	Adapter for above on Engine Shaft	1 0	..
H1564	Special Shock Absorber Spring	1 2	..
H1565	E3 Dynamo only (less Sprocket)	4 5 0	..
H1566	Dynamo Armature only..	11 6	..
H1570	Ball Bearing complete (Commutator End)	5 6	..
H1571	Ball Bearing complete (Driving End)	5 6	..

Where Part Number is given in brackets this number should be quoted

NOTE * Indicates models for which Part is suitable.

1921 MODEL	1922 MODELS			1923 MODELS					1924 MODELS				
B SV	B SV	B1 SV	B2 SV	B SV	B1 SV	B3 OHV	B4 OHV	B5 SV	B SV	B1 SV	B3 OHV	B4 OHV	B5 SV
*	*	*	*	*	*	*	*	*	*	*	*	*	*
*	*	*	*	*	*	*	*	*	*	*	*	*	*
*	*	..	..	*	..	..	..	..	*	..	..	..	..
*	*	..	..	*	..	..	..	..	*	..	..	..	..
..	*	..	..	*	..	..	..	..	*	..	..	..	..
..	..	*	*	..	*	*	*	*	..	*	*	*	*
..	*	..	..	*	..	..	..	..	*	..	..	..	..
..	..	*	*	..	*	*	*	*	..	*	*	*	*
..	*	*	*	*	*	*	*	*	*	*	*	*	*
..	*	*	*	*	*	*	*	*	*	*	*	*	*
..	*	*	*	*	*	*	*	*	*	*	*	*	*
..	*	*	*	*	*	*	*	*	*	*	*	*	*
..	*	*	*	*	*	*	*	*	*	*	*	*	*
..	*	*	*	*	*	*	*	*	*	*	*	*	*
..	*	*	*	*	*	*	*	*	*	*	*	*	*
..	*	*	*	*	*	*	*	*	*	*	*	*	*
..	*	*	*	*	*	*	*	*	*	*	*	*	*
..	*	*	*	*	*	*	*	*	*	*	*	*	*
..	*	*	*	*	*	*	*	*	*	*	*	*	*
..	*	*	*	*	*	*	*	*	*	*	*	*	*
..	*	*	*	*	*	*	*	*	*	*	*	*	*
..	*	*	*	*	*	*	*	*	*	*	*	*	*
..	*	*	*	*	*	*	*	*	*	*	*	*	*
..	*	*	*	*	*	*	*	*	*	*	*	*	*
..	*	*	*	*	*	*	*	*	*	*	*	*	*

Quote Part Number, Name of Part, Model, and Year when Ordering.

3.49 h.p. 1921-24 A.J.S. Motor Cycles.

For Agent's Use only.

Part No.	DESCRIPTION OF PART.	Price. £ s d.	4.98 h.p. List No.
	Accessories—Continued.		
H1572	End Cover only	9	..
H1574	Nut and Washer for End Cover	9	..
H1577	Main Brushes .. .. each..	2 0	..
H1588	6-volt Solo Accumulator, in Metal Case	2 10 0	G480-[illegible]
H1589	Metal Case only, with Clips	10 0	G480-[illegible]
H1590	6-volt Accumulator, in metal Case, for Sidecar	2 12 0	..
H1591	Metal Case only, with Clips for above	10 0	..
H1592	6-volt Solo Moulded Ebonite Accumulator	1 5 0	G480
H1593	Solo Battery Carrier complete	5 0	G480-[illegible]
H1594	6-volt Sidecar Moulded Ebonite Accumulator	1 7 6	G480-5
H1595	Sidecar Fittings for above .. .. .. per set..	2 6	G480-[illegible]
H1596	Porcelain Vent Plugs for Accumulator .. .. each..	6	G480-7
H1598	Hexagon Nuts for Terminals .. .. .. each..	3	G480-9
H1599	R515 Electric Head Lamp	1 5 0	..
H1602	Bracket, A.J.S. type, for Handlebar	3 0	..
H1604	Front, with Glass, for R515 Head Lamp	5 6	..
H1606	Glass for above	1 9	..
H1608	R335S Sidecar Lamp, complete	12 6	G482-3
H1609	Front and Glass for above	2 6	G482-4
H1610	Glass only for above	3	G482-5
H1611	MT110 Electric Tail Lamp	8 6	G482
H1612	Back portion of Tail Lamp (less Bulb)	4 3	G482-1
H1613	Front portion of Tail Lamp, with Glass	2 6	G482-2
H1614	No. 3 Lucas Electric Horn, with Switch	1 1 0	G483
H1615	Handlebar Switch only for above	2 6	G484-1
H1616	Benjamin Electric Horn, with Switch	15 0	G484
H1617	Handlebar Switch only for above	2 0	G484-2

NOTE ✻ Indicates models for which Part is suitable.

1921 MODEL	1922 MODELS			1923 MODELS					1924 MODELS				
B SV	B SV	B1 SV	B2 SV	B SV	B1 SV	B3 OHV	B4 OHV	B5 SV	B SV	B1 SV	B3 OHV	B4 OHV	B5 SV
..	✻	✻	✻	✻	✻	✻	✻	✻	✻	✻	✻	✻	✻
..	✻	✻	✻	✻	✻	✻	✻	✻	✻	✻	✻	✻	✻
..	✻	✻	✻	✻	✻	✻	✻	✻	✻	✻	✻	✻	✻
..	✻	✻	✻	✻	✻	✻	✻	✻	✻	✻	✻	✻	✻
..	✻	✻	✻	✻	✻	✻	✻	✻	✻	✻	✻	✻	✻
..	✻	✻	✻	✻	✻	✻	✻	✻	✻	✻	✻	✻	✻
..	✻	✻	✻	✻	✻	✻	✻	✻	✻	✻	✻	✻	✻
..	✻	✻	✻	✻	✻	✻	✻	✻	✻	✻	✻	✻	✻
..	✻	✻	✻	✻	✻	✻	✻	✻	✻	✻	✻	✻	✻
..	✻	✻	✻	✻	✻	✻	✻	✻	✻	✻	✻	✻	✻
..	✻	✻	✻	✻	✻	✻	✻	✻	✻	✻	✻	✻	✻
..	✻	✻	✻	✻	✻	✻	✻	✻	✻	✻	✻	✻	✻
..	✻	✻	✻	✻	✻	✻	✻	✻	✻	✻	✻	✻	✻
..	✻	✻	✻	✻	✻	✻	✻	✻	✻	✻	✻	✻	✻
..	✻	✻	✻	✻	✻	✻	✻	✻	✻	✻	✻	✻	✻
..	✻	✻	✻	✻	✻	✻	✻	✻	✻	✻	✻	✻	✻
..	✻	✻	✻	✻	✻	✻	✻	✻	✻	✻	✻	✻	✻
..	✻	✻	✻	✻	✻	✻	✻	✻	✻	✻	✻	✻	✻
..	✻	✻	✻	✻	✻	✻	✻	✻	✻	✻	✻	✻	✻
..	✻	✻	✻	✻	✻	✻	✻	✻	✻	✻	✻	✻	✻
..	✻	✻	✻	✻	✻	✻	✻	✻	✻	✻	✻	✻	✻
..	✻	✻	✻	✻	✻	✻	✻	✻	✻	✻	✻	✻	✻

Quote Part Number, Name of Part, Model, and Year, when Ordering.

3.49 h.p. 1921-24 A.J.S. Motor Cycles.

For Agent's Use only.

Part No.	DESCRIPTION OF PART.	Price. £ s. d.	4.98 h.p. List No.
	Accessories—Continued.		
H1618	Bulb for Sidecar or Tail Lamp	1 6	G486
H1619	Bulb for Head Lamp	3 6	G485
H1620	Bulb Case with Clips (less Bulbs)..	5 6	G486-1
H1621	M6 Switch Box, complete with Tube Clip	1 12 6	..
H1622	Switch Button, with Fixing Screw..	1 0	..
H1623	Tube Clip for Switch Box, with Screws	4	..
H1624	Screws only for above .. .. doz...	9	..
H1625	Saddle Bolt Bracket for carrying Switchbox..	1 3	..
H1626	Junction Box only for Sidecar	3 6	..
H1627	5.mm. Rubber Covered Cable .. .. ..per yard..	6	G488
H1628	Cable Clips for Frame .. ..per doz...	4 0	..
	Acetylene Lamps and Horns.		
H1629	Lucas Projector Set, No. 462, with Brackets..	3 3 0	..
H1631	Lucas Projector Set, No. 342, with Brackets..	1 12 6	..
H1633	Lucas Projector Set, No. 331, with Brackets..	1 5 6	..
H1634	Lucas Sidecar Lamp and Generator, No. 354	1 2 6	G490-1
H1635	Lucas Tail Lamp Set, No. 344	13 0	G492
H1636	Lucas Bulb Horn, No. 60EB	15 6	G493
H1637	Lucas Bulb Horn, No. 63EB	10 6	G494
	Tools, &c.		
H1638	Tool Roll complete, with Tools, SV	1 6 0	..
H1639	Tool Roll complete, with Tools, OHV	1 5 0	..
H1640	Tool Roll only, without Tools	4 9	G408
H1641	Oil Can	1 3	G409
H1642	Pliers	2 6	G410
H1644	Box Spanners.. .. .. .. per set of 3	3 0	G428
H1645	Box Spanners (small), with Tommy Bar	1 3	..

NOTE ✻ Indicates models for which Part is suitable.

1921 MODEL	1922 MODELS			1923 MODELS					1924 MODELS				
B SV	B SV	B1 SV	B2 SV	B SV	B1 SV	B3 OHV	B4 OHV	B5 SV	B SV	B1 SV	B3 OHV	B4 OHV	B5 SV
..	✻	✻	✻	✻	✻	✻	✻	✻	✻	✻	✻	✻	✻
..	✻	✻	✻	✻	✻	✻	✻	✻	✻	✻	✻	✻	✻
..	✻	✻	✻	✻	✻	✻	✻	✻	✻	✻	✻	✻	✻
..	✻	✻	✻	✻	✻	✻	✻	✻	✻	✻	✻	✻	✻
..	✻	✻	✻	✻	✻	✻	✻	✻	✻	✻	✻	✻	✻
..	✻	✻	✻	✻	✻	✻	✻	✻	✻	✻	✻	✻	✻
..	✻	✻	✻	✻	✻	✻	✻	✻	✻	✻	✻	✻	✻
..	✻	✻	✻	✻	✻	✻	✻	✻	✻	✻	✻	✻	✻
..	✻	✻	✻	✻	✻	✻	✻	✻	✻	✻	✻	✻	✻
..	✻	✻	✻	✻	✻	✻	✻	✻	✻	✻	✻	✻	✻
..	✻	✻	✻	✻	✻	✻	✻	✻	✻	✻	✻	✻	✻
✻	✻	✻	✻	✻	✻	✻	✻	✻	✻	✻	✻	✻	✻
✻	✻	✻	✻	✻	✻	✻	✻	✻	✻	✻	✻	✻	✻
✻	✻	✻	✻	✻	✻	✻	✻	✻	✻	✻	✻	✻	✻
✻	✻	✻	✻	✻	✻	✻	✻	✻	✻	✻	✻	✻	✻
✻	✻	✻	✻	✻	✻	✻	✻	✻	✻	✻	✻	✻	✻
✻	✻	✻	✻	✻	✻	✻	✻	✻	✻	✻	✻	✻	✻
✻	✻	✻	✻	✻	✻	✻	✻	✻	✻	✻	✻	✻	✻
✻	✻	✻	✻	✻	✻	..	..	✻	✻	✻	..	..	✻
..	..	..	..	..	..	✻	✻	..	..	..	✻	✻	..
✻	✻	✻	✻	✻	✻	✻	✻	✻	✻	✻	✻	✻	✻
✻	✻	✻	✻	✻	✻	✻	✻	✻	✻	✻	✻	✻	✻
✻	✻	✻	✻	✻	✻	✻	✻	✻	✻	✻	✻	✻	✻
✻	✻	✻	✻	✻	✻	✻	✻	✻	✻	✻	✻	✻	✻
✻	✻	✻	✻	✻	✻	✻	✻	✻	✻	✻	✻	✻	✻

Quote Part Number, Name of Part, Model, and Year, when Ordering.

3.49 h.p. 1921-24 A.J.S. Motor Cycles.

For Agent's Use only.

Part No	DESCRIPTION OF PART.	Price. £ s. d.	4.99 h.p. List No.
	Tools, &c.—Continued.		
H1646	Valve Cap Spanner	3 0	G422-1
H1647	Valve Lifter Hook	9	G422-2
H1648	Magneto Spanner	6	G416
H1649	Large Adjustable Spanner	5 4	G412
H1650	Large Open-Ended Spanner	1 3	G413
H1651	Medium Open-Ended Spanner	1 0	G414
H1652	Small Open-Ended Spanner	9	G415
H1653	Valve Extractor (OHV)	5 0	G422
H1654	Tappet Tube Extractor (OHV)	1 6	G424-2
H1655	Valve Grinding Tool (OHV)	1 3	..
H1657	Turnbuckle Spanner (OHV)	1 6	G427
H1658	Centre Punch..	9	G420
H1659	File	9	G417
H1660	Chisel	1 9	..
H1661	Screw Driver	1 0	G418
H1662	Tyre Levers .. .. pair..	1 0	G419
H1667	Chain Stud Extractor	4 0	G365
H1674	Wheel Spanner	2 0	..
H1676	Inflator (Bluemel) 1921 only	4 3	..
H1677	Inflator (Apex)	3 6	G299
*H1678	Inflator Clip on Carrier (detachable)	2 3	..
*H1679	Inflator Clip on Seat Tube (detachable)	9	..

*Special Clip for carrying Inflator on Carrier instead of between Tank and Magneto Platform.

NOTE ✻ Indicates models for which Part is suitable.

1921 MODEL	1922 MODELS			1923 MODELS					1924 MODELS				
B SV	B SV	B1 SV	B2 SV	B SV	B1 SV	B3 OHV	B4 OHV	B5 SV	B SV	B1 SV	B3 OHV	B4 OHV	B5 SV
✻	✻	✻	✻	✻	✻	..	..	✻	✻	✻	..	..	✻
✻	✻	✻	✻	✻	✻	..	..	✻	✻	✻	..	..	✻
✻	✻	✻	✻	✻	✻	✻	✻	✻	✻	✻	✻	✻	✻
✻	✻	✻	✻	✻	✻	✻	✻	✻	✻	✻	✻	✻	✻
✻	✻	✻	✻	✻	✻	✻	✻	✻	✻	✻	✻	✻	✻
✻	✻	✻	✻	✻	✻	✻	✻	✻	✻	✻	✻	✻	✻
✻	✻	✻	✻	✻	✻	✻	✻	✻	✻	✻	✻	✻	✻
..	..	..	..	..	..	✻	✻	..	..	..	✻	✻	..
..	..	..	..	..	..	✻	✻	..	..	..	✻	✻	..
..	..	..	..	..	..	✻	✻	..	..	..	✻	✻	..
..	..	..	..	..	..	✻	✻	..	..	..	✻	✻	..
✻	✻	✻	✻	✻	✻	✻	✻	✻	✻	✻	✻	✻	✻
✻	✻	✻	✻	✻	✻	✻	✻	✻	✻	✻	✻	✻	✻
✻	✻	✻	✻	✻	✻	✻	✻	✻	✻	✻	✻	✻	✻
✻	✻	✻	✻	✻	✻	✻	✻	✻	✻	✻	✻	✻	✻
✻	✻	✻	✻	✻	✻	✻	✻	✻	✻	✻	✻	✻	✻
✻	✻	✻	✻	✻	✻	✻	✻	✻	✻	✻	✻	✻	✻
✻	✻	✻	✻	✻	✻	✻	✻	..	✻	✻	✻	✻	..
✻	..	..	..	..	..	..	..	..	..	..	..	..	..
..	✻	✻	✻	✻	✻	✻	✻	✻	✻	✻	✻	✻	✻
..	✻	✻	✻	✻	✻	✻	✻	✻	..	..	..	..	..
..	✻	✻	✻	✻	✻	✻	✻	✻	✻	✻	✻	✻	✻

3.49 h.p. A.J.S. Sidecar Chassis and Body Section.

SPECIAL NOTE.

As several types of Bodies are fitted to the Lightweight (Type 2T) Chassis, it has been found necessary, to facilitate the tracing of any particular part, to designate Chassis and Bodies separately, as shown on illustrations and on descriptive pages.

If illustrations are referred to, it will be noticed that the 2T type of Chassis is shown, also each type of Body that has been fitted as standard.

Underneath illustrations is given year or years of manufacture and the designature by which each type is known, therefore, a client should carefully compare his Body with the illustration and description to arrive at the correct type which is fitted to his machine.

All Chassis and Bodies are now being stamped with the type and number as illustrated below, and this information together with the year of manufacture should in all cases be quoted.

Chassis Type and Number stamped here.

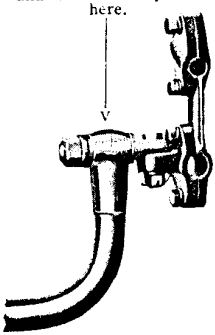

Body Type and Number stamped here.



A.J.S. 3.49 h.p. Lightweight Chassis (Type 2T.)

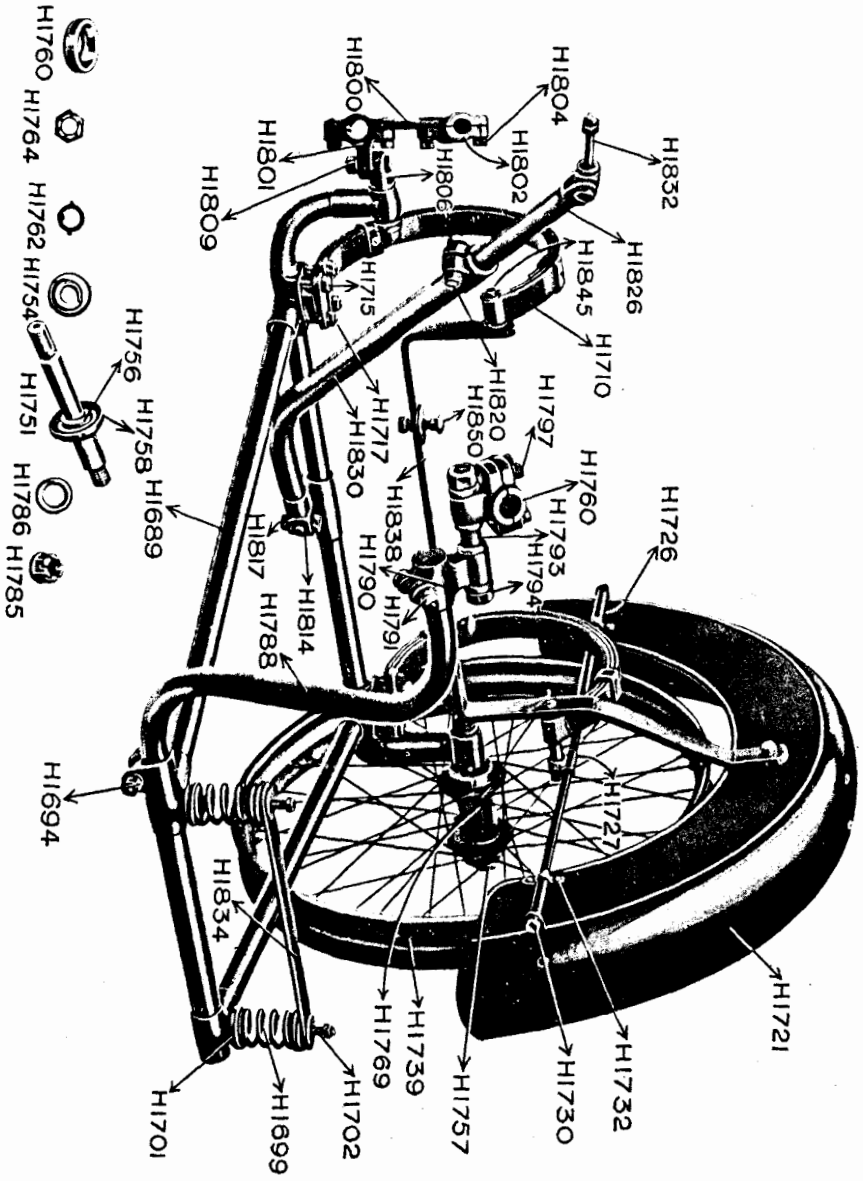

3.49 h.p. 1921-24 A.J.S. Sidecar Bodies.



Lightweight Touring Body.
(Type HA2.)



Standard Aluminium Sports Body.
(Type HB 2.)

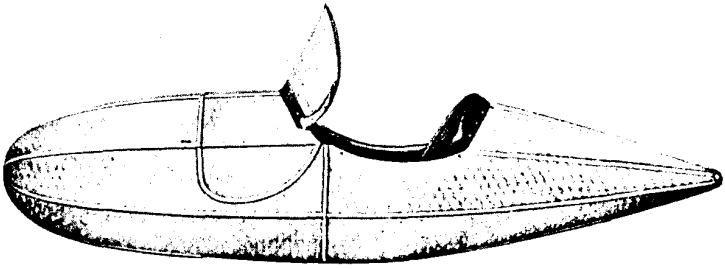

Super Sports Body.

Quote Part Number, Name of Part, Model, and Year, when Ordering,

NOTE ✻ Indicates models for which Part is suitable.

3.49 h.p. 1921-24 A.J.S. Sidecar Chassis and Bodies.

Part No.	DESCRIPTION OF PART.	Price. £ s. d.	For Agent's Use 4.98 h.p. List No.	Chassis 2T
	Chassis and Parts			
*H1685	Chassis, complete with Wheel and Connections, less Tyre ..	8 0 0	..	✻
H1689	Chassis Frame only, less Wheel and Springs, etc.	2 0 0	..	✻
H1693	Plug for Front Chassis Tube	6	..	✻
H1694	Bolt only for Clamping Front Arm in Chassis (½ in , 20 Thd)	3	G506	✻
H1695	Nut only for above (½ in., 20 Thd., ⅜ in. thick)	2	G507	✻
H1696	Spring Washer for above (½ in.)	1	G508	✻
H1699	Front Coil Springs only (state type of Body fitted) pair..	3 0	..	✻
H1701	Cups only for Coil Springs (top and bottom) .. pair..	6	G511	✻
H1702	Bolt for Coil Spring (⅜ x 1½ in., 20 Thd., top)	3	..	✻
H1704	Bolt for Coil Spring (⅜ in., 20 Thd., bottom)	2	..	✻
H1705	Nut only for Top Spring Bolt (⅜ in., 20 Thd.)	1	G518	✻
H1708	Washer for top and bottom Spring Bolts (⅜ in.)	1	G599	✻
H1710	Rear "C" Springs, 3-leaf .. .. .. each..	4 6	..	✻
H1714	Spring Clip for Rear Spring Oil Hole	2	G512	✻
H1715	Clamp Plates for Rear Springs	4	..	✻
H1717	Stud for Rear Spring	2	G514	✻
	Nut for Stud (as H1706)	1	G518	✻
H1720	Spring Washer for above (⅜ in.)	1	G519	✻
	Mudguards and Fittings.			
H1721	Sidecar Mudguard, with Fittings	13 0	..	✻
H1724	Sidecar Mudguard Blade only	10 6	..	✻
H1726	Mudguard Cross Stay, with End Bolts	2 6	..	✻
H1727	Clip for Mudguard Cross Stay	9	..	✻
H1730	End Bolts for Mudguard Stay	2	G537	✻
H1731	Washers for above (5/16 x ⅜ in. x 16G)	1	G538	✻

*When a complete Chassis is ordered, the latest type Chassis is always supplied, and this should be specially stated when replacements are required, otherwise old type parts will be forwarded.

Before ordering Sidecar Chassis or Body [illegible]

Quote Part Number, Name of Part, Model, and Year, when Ordering.

NOTE ✻ Indicates models for which Part is suitable.

3.49 h.p. 1921-24 A.J.S. Sidecar Chassis and Bodies.

For Agent's Use **Chassis**

Part No.	DESCRIPTION OF PART.	Price. £ s. d.	4.98 h.p. List No.	2T
	Mudguard and Fittings—Continued.			
H1732	Valance Clip for Mudguard Stay	2	G539	✻
H1733	Pins, Nuts and Washers for above (3/16 x 7/8 in., 20 Thd.) ..	2	G540	✻
H1734	Centre Strap for Mudguard Blade	6	..	✻
H1735	Side Strap for Mudguard Blade	6	G544	✻
H1736	Pins, Nut and Washer for straps (1/4 x 1/2 in., 20Thd.) ..	2	G545	✻
	Wheel and Fittings.			
	NOTE—When ordering Wheels, Rims or Spokes, always quote size and type of Tyre fitted.			
H1739	Wheel complete, with Spindle, less Tyre	2 5 0	..	✻
H1741	Wheel Rim only	8 0	..	✻
H1743	Wheel Spokes only .. .. per set..	3 6	..	✻
H1746	Single Wheel Spoke..	2	..	✻
H1747	Nipples for Spokes .. .. per set..	1 6	..	✻
H1748	Single Nipple	1	..	✻
H1749	Hub Axle complete, with Cones, &c.	12 6	..	✻
H1751	Hub Axle only	6 6	G559	✻
H1754	Adjustable Cone	1 9	G561	✻
H1756	Fixed Cone	1 6	G563	✻
H1757	Hub Dust Cap (Outer)	1 6	G564	✻
H1758	Hub Dust Inner Cover	3	G565	✻
H1760	Hub Cups .. .. pair..	2 0	G567	✻
H1762	Locking Washer for Cone	2	G569	✻
H1764	Lock Nut for Adjustable Cone..	4	G571	✻
H1766	Cotter for above	1	G573	✻
H1767	Wheel Bearings (1/4 in.) .. .. .. per set..	1 0	G574	✻
H1769	Hub Shell only	12 0	G576	✻
H1785	Nut for Locking Axle to Chassis (7/8 in., 20Thd., Castellated)..	5	G592	✻
H1786	Large Plain Washer for above (7/8 in.)	2	G593	✻
H1787	Cotter for Lock Nut..	1	G594	✻

Quote Part Number, Name of Part, Model, and Year, when Ordering.

NOTE ✻ Indicates models for which Part is suitable.

3.49 h.p. 1921-24 A J S. Sidecar Chassis and Bodies.

Part No.	DESCRIPTION OF PART.	Price. £ s. d.	For Agent's Use 4.98 h.p. List No.	Chassis 2T
	Connections.			
H1788	Front Bent Arm, with Adjusting Clip	11 0	..	✻
H1790	Adjusting Clip only for above	5 0	G596	✻
H1791	Bolt only for Adjusting Clip	3	G597	✻
	Nut only for above (as H1706)..	1	G518	✻
	Plain Washer for above (as H1708)	1	G599	✻
H1792	Front Connection complete on Down Tube	4 6	..	✻
H1793	Main Front Connection Bolt only	2 6	..	✻
H1794	Large Nuts for above (¾ in., 20 Thd.) .. .. each..	9	G603	✻
H1795	Large Spring Washers for above (¾ in.)	3	G604	✻
H1796	Front Clamp Lug on Down Tube, with Pins	2 6	..	✻
H1797	Bolts only for above (⅜ in., 20 Thd.)	2	G605	✻
	Spring Washers for above (as H1720)	1	G519	✻
H1799	Rear Connection, complete	11 6	..	✻
H1800	Rear Portion only of above	6 0	..	✻
H1801	Platform Lug only for Rear Connection..	2 6	..	✻
H1802	Top Plate only for Rear Connection	6	..	✻
H1804	Bolts only for Top Plate (⅜ in., 20 Thd.) .. each..	3	..	✻
	Spring Washers for Bolts (as H1720) .. .. each..	1	G519	✻
H1806	Rear Connection Eye Bolt only	1 9	G616	✻
	Nut only for above (as H1794)	9	G603	✻
	Large Spring Washer (as H1795)	3	G604	✻
H1809	Bolt for Eye Bolt and Platform Lug	4	..	✻
H1810	Castellated Nut for above (⅜ in., 20 Thd.)	4	G621	✻
H1811	Spring Washer (⅜ in.)	1	G622	✻
H1812	Cotter	1	G623	✻
H1813	Torque Rod, complete with Eye Bolt	12 6	..	✻
H1814	Chassis Eye Bolt only for Torque Tube	1 0	G626	✻

Before ordering Sidecar Chassis or Body Parts see Special Note on page 105.

Quote Part Number, Name of Part, Model, and Year, when Ordering.

NOTE ✻ Indicates models for which Part is suitable.

3.49 h.p. 1921-24 A.J.S. Sidecar Chassis and Bodies.

Part No.	DESCRIPTION OF PART.	Price. £ s. d.	For Agent's Use. 4.98 h.p. List No.	Chassis 2T
	Connections—Continued.			
	Nut for Chassis Eye Bolt (as H1695)	2	G507	✻
	Spring Washer (as H1696)	1	G508	✻
H1817	Bolt only for Bottom Yoke End of Torque Rod	3	G632	✻
H1818	Nut for above (½ x ¼ in., 20Thd., thick)..	2	G637	✻
H1819	Plain Washer for above (½ in.)	1	G631	✻
H1820	Bolt only for Clip Lug on Torque Tube (7/16 in., short) ..	4	..	✻
H1823	Nuts for above (7/16 in., 20Thd.) .. .. each..	3	G636	✻
H1825	Washer for above (7/16 in., plain)	1	G637	✻
H1826	Telescopic Tube only	3 0	G638	✻
	Bolt for Yoke End of Telescopic Tube (as H1817) ..	3	G635	✻
	Nut for above (as H1818)	2	G633	✻
	Plain Washer for above (as H1819)	1	G631	✻
H1830	Torque Tube only	6 6	G643	✻
H1831	Seat Pillar Eye Bolt only	1 0	..	✻
	Nut only for above (as H1823)	3	G636	✻
	Plain Washer (as H1825)	1	G637	✻
H1834	Front Bearer Bar (State Type of Body fitted)	6	..	✻
H1838	Rear Bearer Bar (State Type of Body fitted)	7 6	..	✻
	Washers only for Rear Bearer Bar (as H1819)	1	G634	✻
H1845	Split Cotter for above	1	G601	✻
H1846	Distance Piece for Bearer Bar..	3	..	✻
	Nut only for Rear Bearer Bar (as H1823)	3	G636	✻
H1850	Coach Bolts complete, for above (⅜ in.) .. each..	3	G665	✻
H1852	Large Square Hole Washers for above .. .. each..	2	G656	✻
H1853	Countersunk Screw and Nut for Top Mudguard Attachment..	3	G658	✻

Before ordering Sidecar Chassis or Body Parts see Special Note on page 102

Quote Part Number, Name of Part, Model, and Year, when Ordering.

3.49 h.p. 1921-24 A.J.S. Sidecar Chassis and Bodies.

NOTE ✻ Indicates Models for which Part is suitable.

Part No.	DESCRIPTION OF PART.	Price. £ s. d.	For Agent's Use. 4.98 h.p. List No.	Bodies. HA2	HB2	HC2
	Bodies.					
*H1895	Touring Body only, fitted with Windscreen and Apron	7 5 0	..	✻	..	..
*H1896	Sports Body only, fitted with Windscreen and Apron..	8 15 0	G703	..	✻	..
*H1897	Super Sports Body only, fitted with Windscreen and Apron	13 15 0	G704	..	..	✻
	*When a complete Sidecar Body is ordered, the latest type is always supplied, and this should be specially stated when ordering replacements, otherwise old type Parts will be forwarded.					
	Windscreens and Fittings.					
H1899	Windscreen, complete with Fittings	1 1 0	G708	✻	..	..
H1900	Windscreen, complete with Fittings	18 6	G709	..	✻	..
H1901	Windscreen, complete with Fittings	10 6	G710	..	..	✻
H1903	Windscreen Arm (Left Hand)	1 6	G713	✻	..	..
H1904	Windscreen Arm (Right Hand)	1 0	G714	✻	..	..
H1905	Windscreen Socket (Left Hand)	1 6	G715	..	✻	..
H1906	Windscreen Socket (Right Hand)	1 6	G716	..	✻	..
H1907	Windscreen Socket (Right or Left Hand).. ..	9	G717	..	✻	..
H1908	Plated Woodscrews for above .. .. set 4..	4	G718	✻	..	..
H1909	Bridge Strip for Windscreen	6	G719	✻	..	..
H1910	Support Brackets for Windscreen .. each ..	2	G721	..	..	✻
H1911	Wood Screws for above .. .. doz...	4	G722	..	..	✻
	Aprons and Fittings.					
H1912	Sidecar Apron, with Fittings	7 6	G727	✻	..	..
H1913	Sidecar Apron, with Fittings	7 6	G728	..	✻	..
H1914	Sidecar Apron, with Fittings	7 0	G729	..	..	✻
H1916	Turnbuttons, with Eyelets and Screws .. doz...	4 6	G723	✻	✻	✻
H1917	Peg Studs complete .. .. .. doz...	9	G724	✻	✻	✻
	Body Fittings.					
H1918	Door Hinge..	4	G733	✻	..	..
H1920	Door Catch complete	1 6	G735	✻	..	..
H1921	Wood Screws for above .. .. set..	4	G734	✻	..	..

Before ordering Sidecar Chassis or Body Parts see Special Note on page 105.

Quote Part Number, Name of Part, Model, and Year, when Ordering.

3.49 h.p. 1921-24 A.J.S. Sidecar Chassis and Bodies.

NOTE ✲ Indicates models for which Part is suitable.

Part No.	DESCRIPTION OF PART.	Price. £ s. d.	For Agent's Use 4.98 h.p. List No.	Bodies. HA2	HB2	HC2
	Body and Fittings—Continued.					
H1922	Hinges for Rear Squab .. .. pair..	8	G739	✲	✲	✲
H1923	Wood Screws for above .. .. set..	4	G741	✲	✲	✲
H1924	Plunger, with Spring Clip and Plate for Rear Squab..	1 9	G742	✲	✲	✲
H1925	Plunger only	1 0	G743	✲	✲	✲
H1926	Spring Clip only	3	G744	✲	✲	✲
H1927	Base Plate only for above	4	G745	✲	✲	✲
H1928	Screws for above .. .. .. set .	2	G746	✲	✲	✲
H1929	Screws for Plunger .. .. .. set..	2	G747	✲	✲	✲
H1930	Plunger only for Windscreen Flap .. .	1 0	G752	..	..	✲
H1931	Plate for Spring Clip (Clip and Screws same as for Squab)	4	G753	..	..	✲
H1932	Hinges for Windscreen Flap	6	G754	..	..	✲
H1933	Hinged Check for Flap	2 0	G755	..	..	✲
H1934	Plate for above	1 0	G756	..	..	✲
H1935	Woodscrews for above .. .. set..	3	G757	..	..	✲

Before ordering Sidecar Chassis or Body Parts see Special Note on page 165.

Engine.


H21

H28

H71

H76

H31


H11

FOR POSITION OF ENGINE NUMBER SEE PAGE 7.

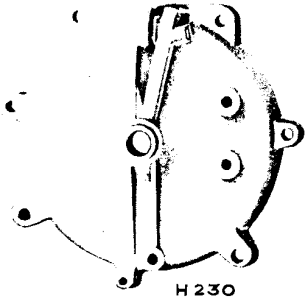
H230


H23

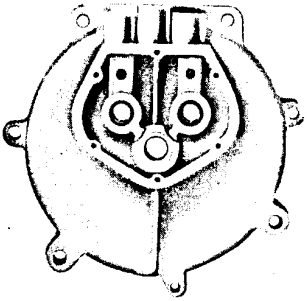
H220

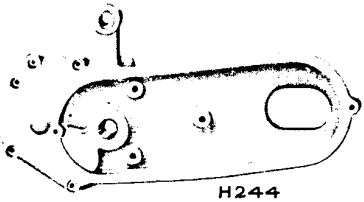
H244

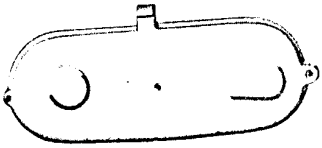
H254

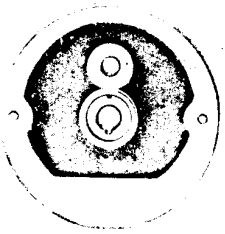
H335


H13

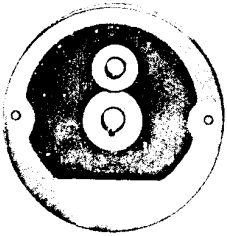
H329

Engine—Continued.

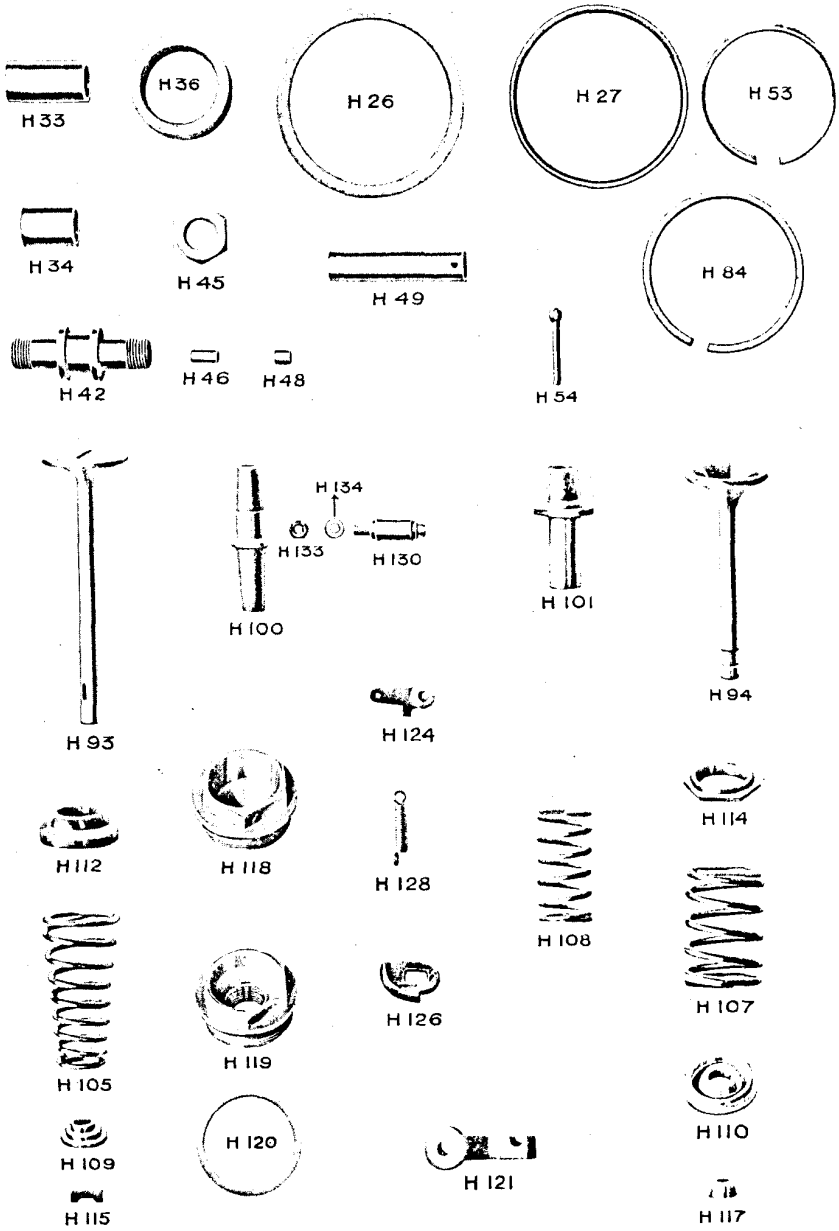

Engine—Continued.

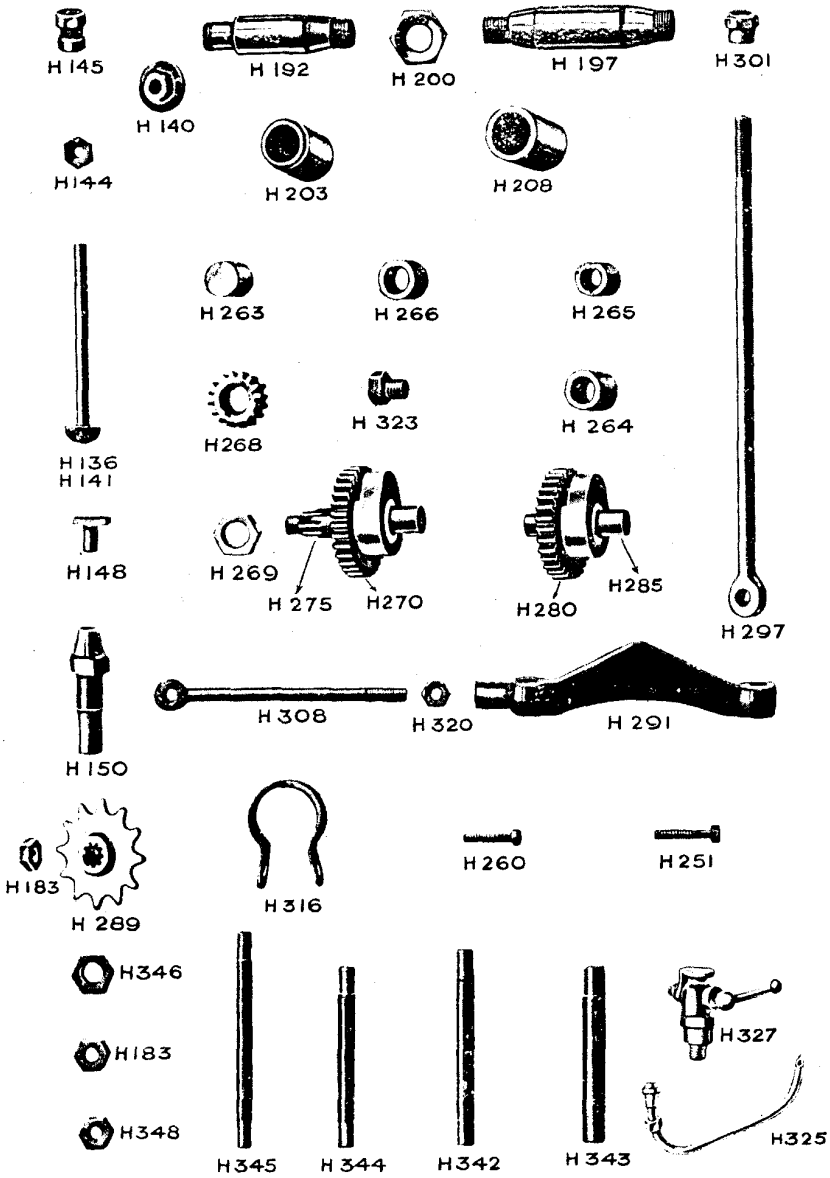

Engine—Continued.

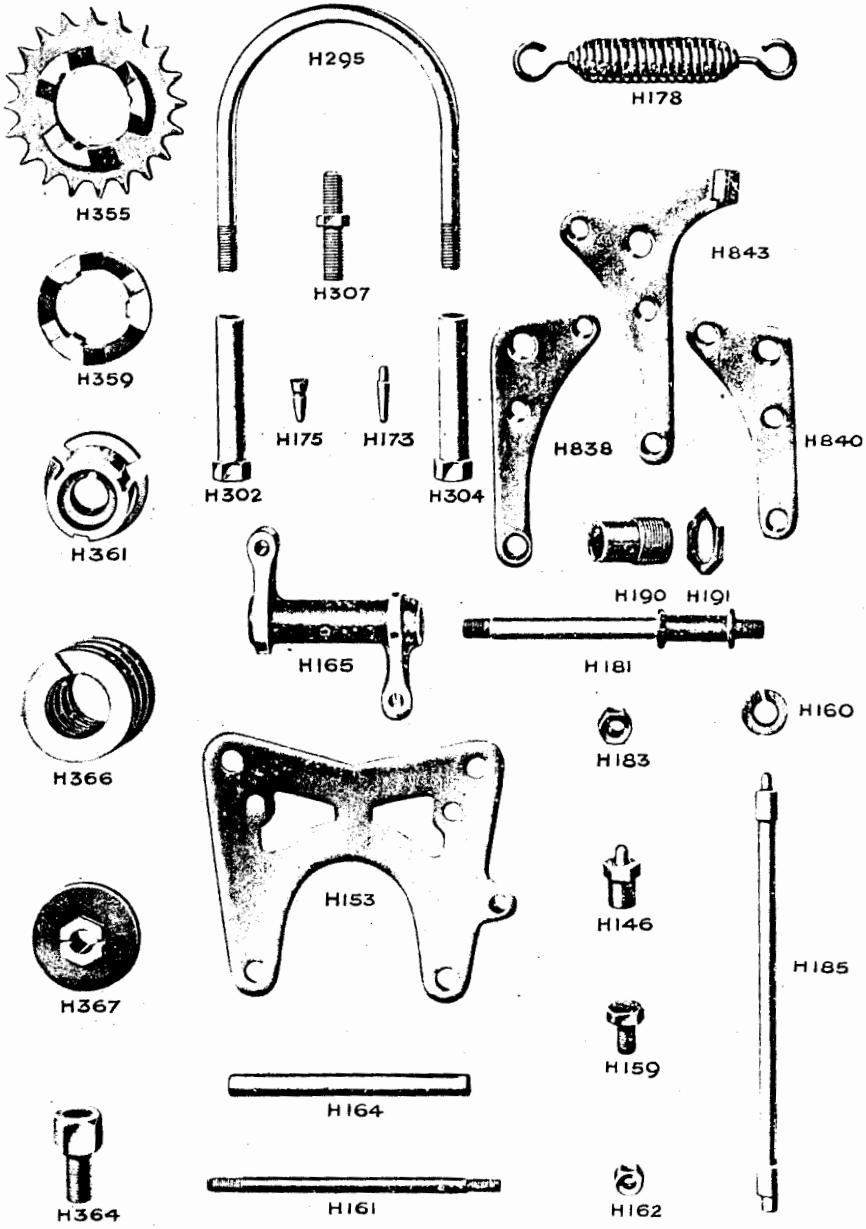

Gearbox and Footstart.

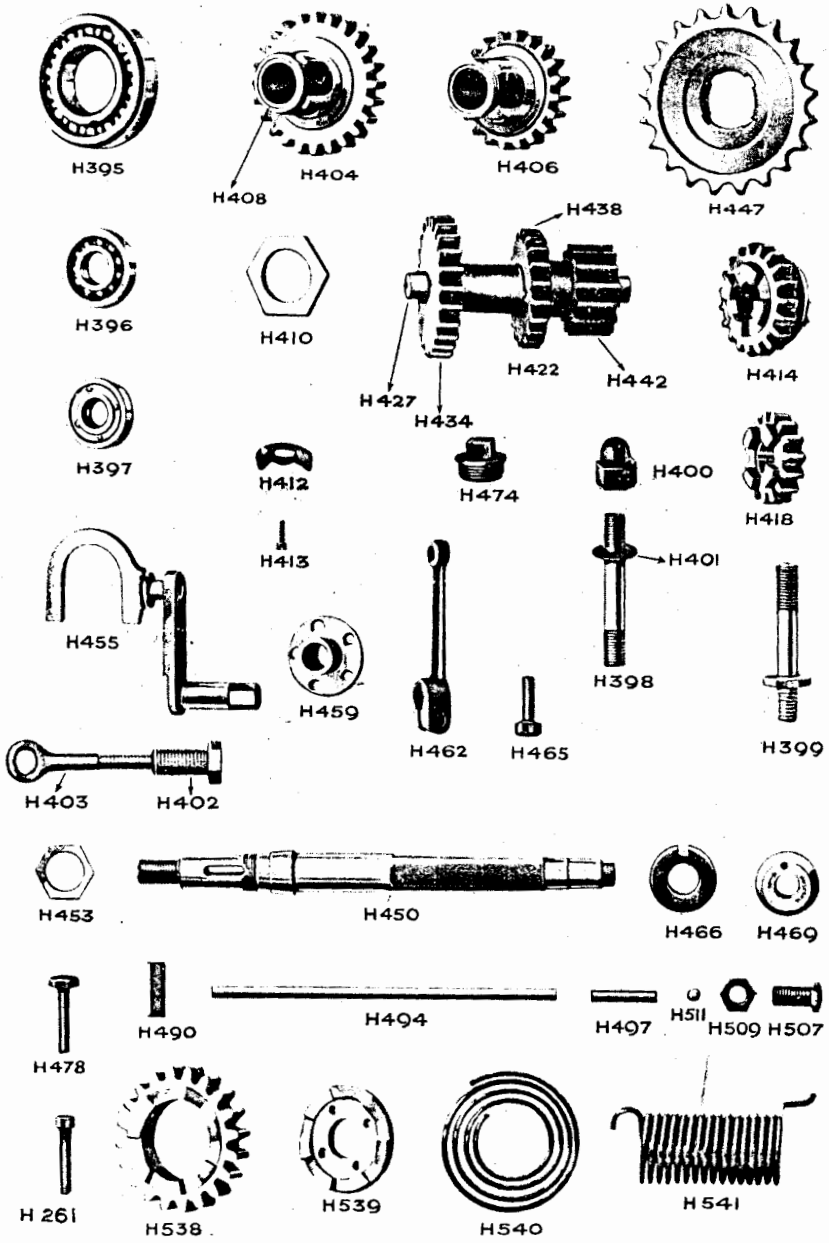

Gearbox, Clutch and Footstart.

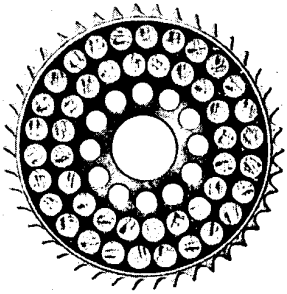
H482


H486


H488

H492

H491

H465

H499


H390


H 381

H516

H528

H503

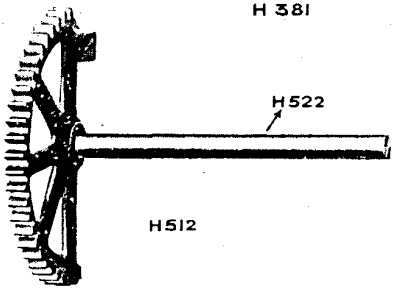
H522

H512

H529

H527

H537

H535


H533

H534

H536

H532

H530

Gate Change, Tank and Chaincase Fittings. Magneto.

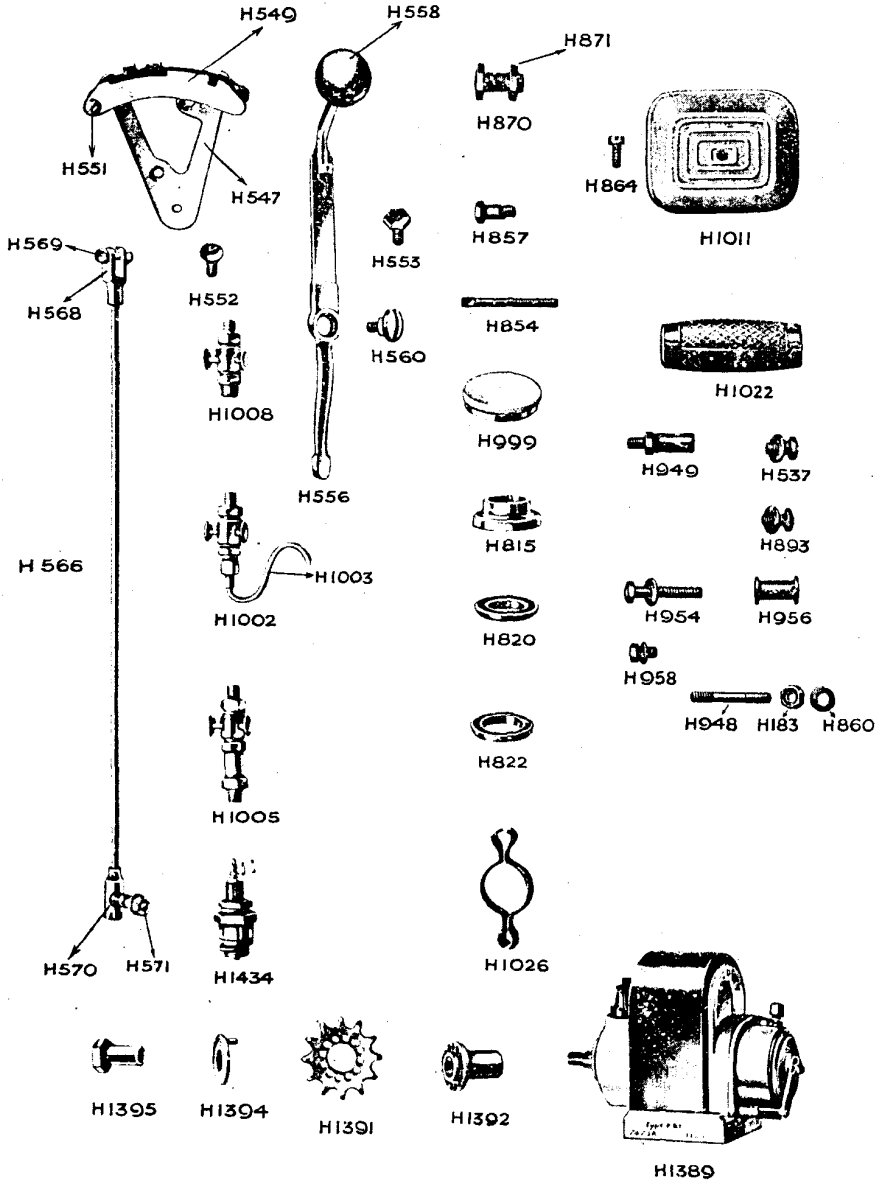

Front Rim Brake and Hub Parts, Front and Rear Expanding Brake and Hub.

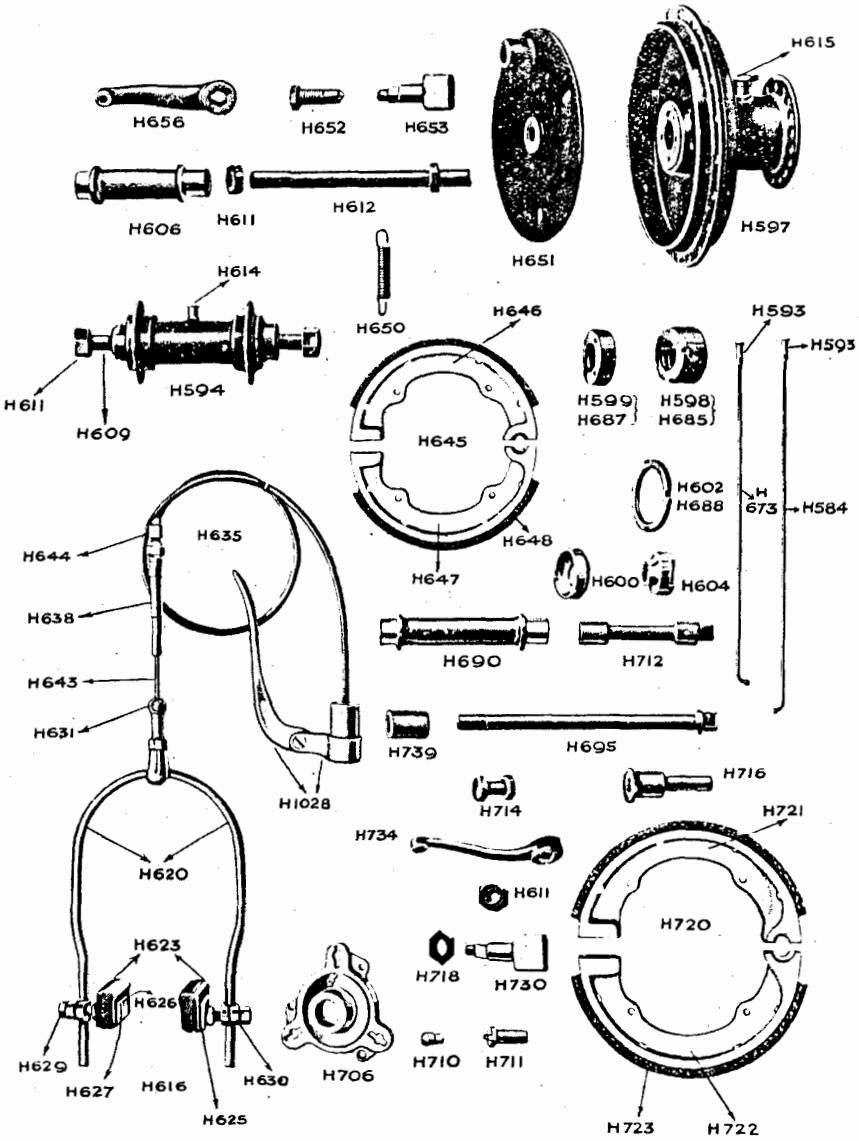

Front and Rear Wheels, Footboards, Saddle and Number Plates.

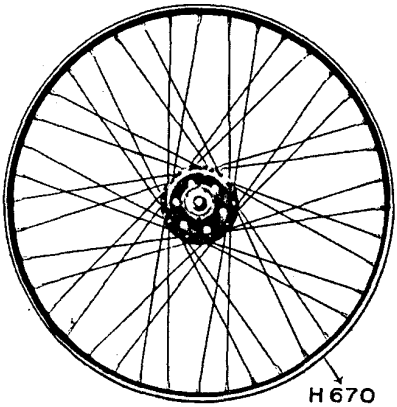

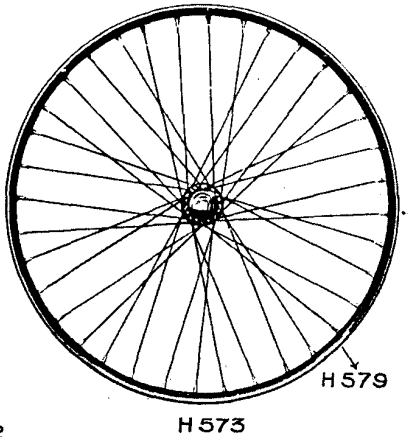

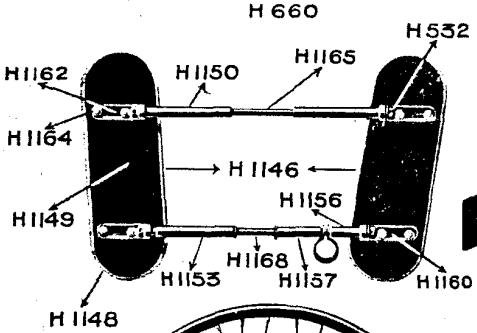



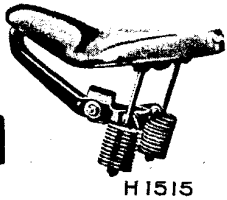

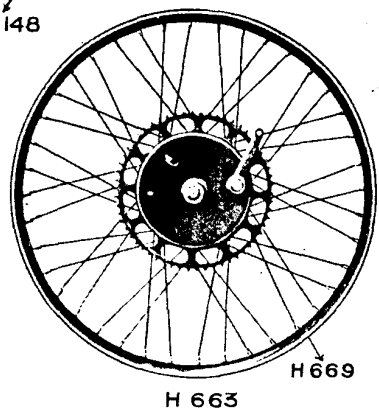

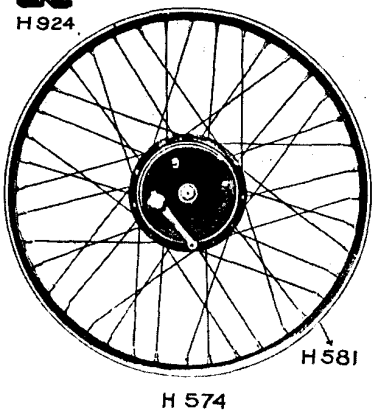

Footrests. Brake Pedals, Rear Hub and Brake Drum, Tyre Inflator.

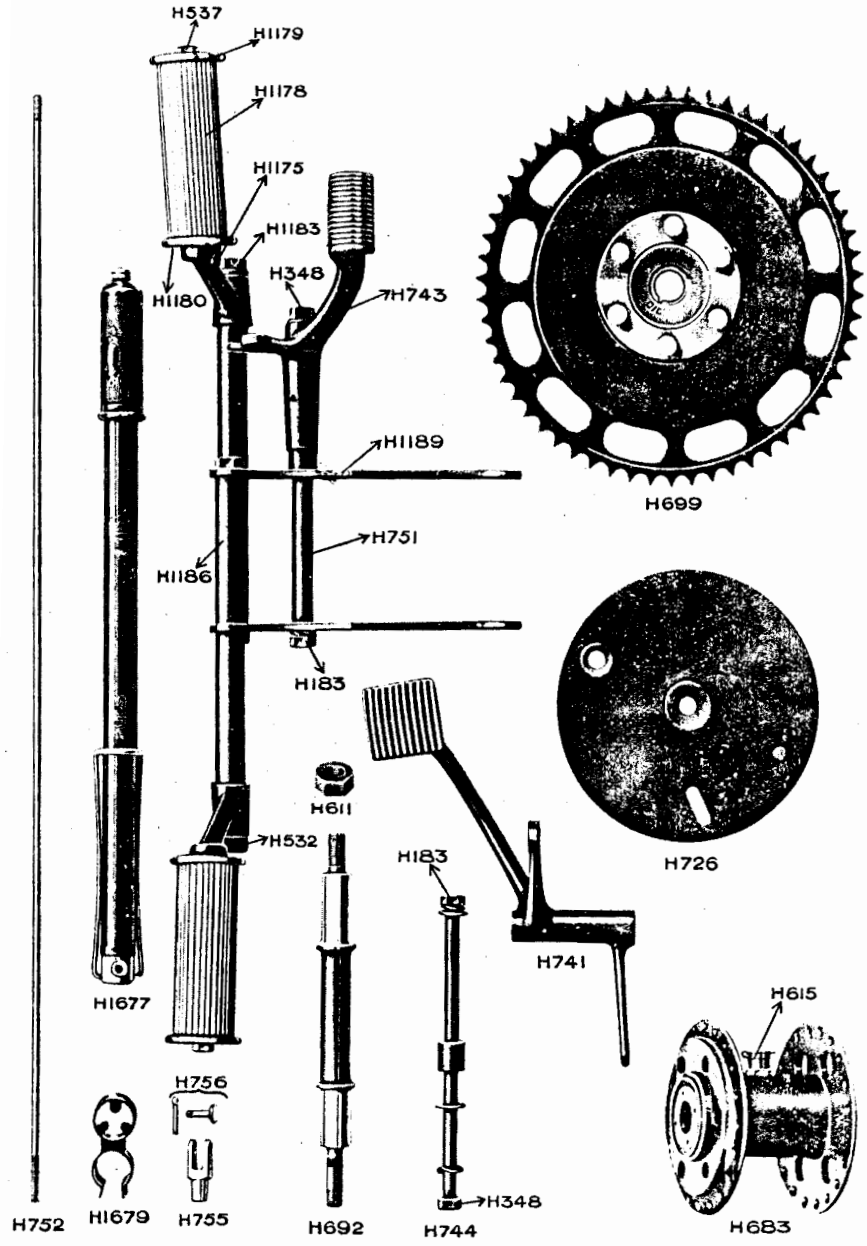

Spring Forks, Frame, Standard and Racing Carriers, Tank, Stands and Tool Cases.

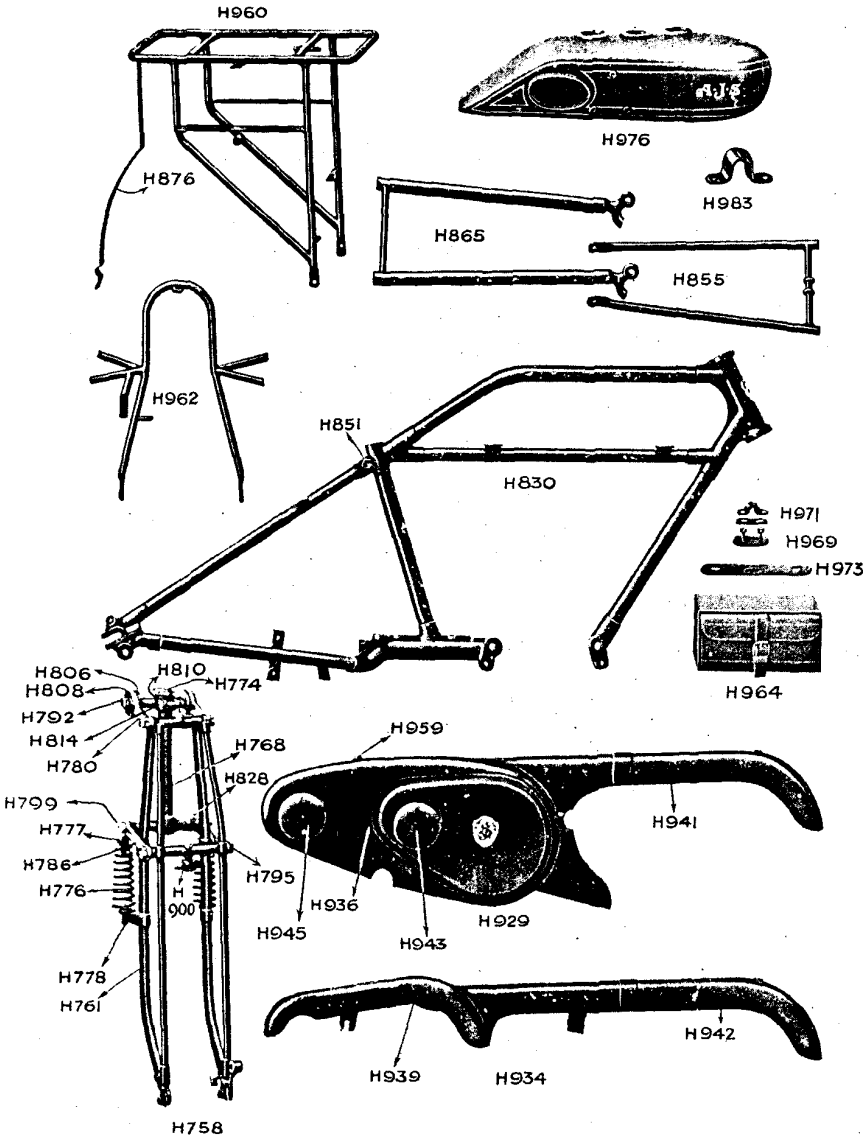

Front & Rear Mudguards, Touring & Sports Exhausts, Handlebars, Petrol Pipe, Magneto Platform & Shield.

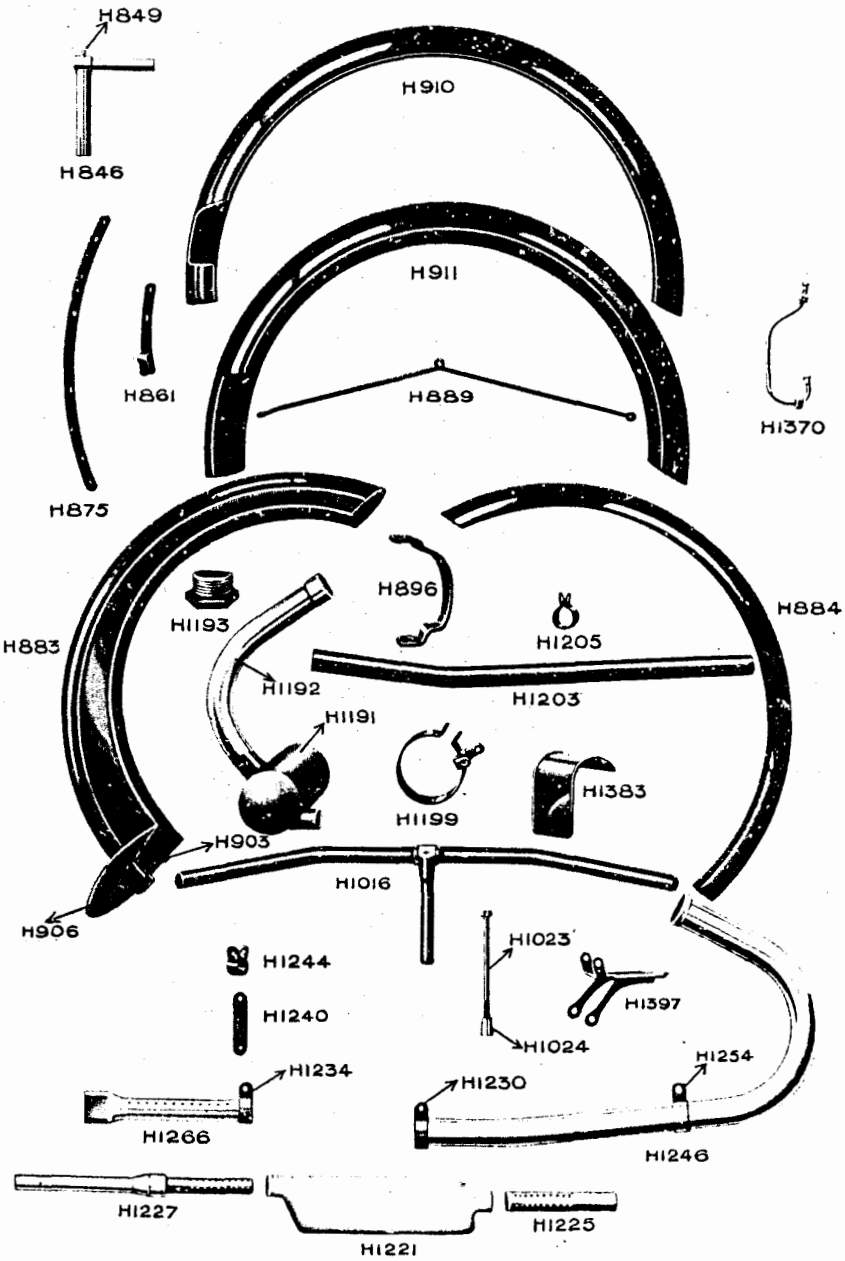

Driving and Magneto Chains, Carburetter, Control Cables and Levers.

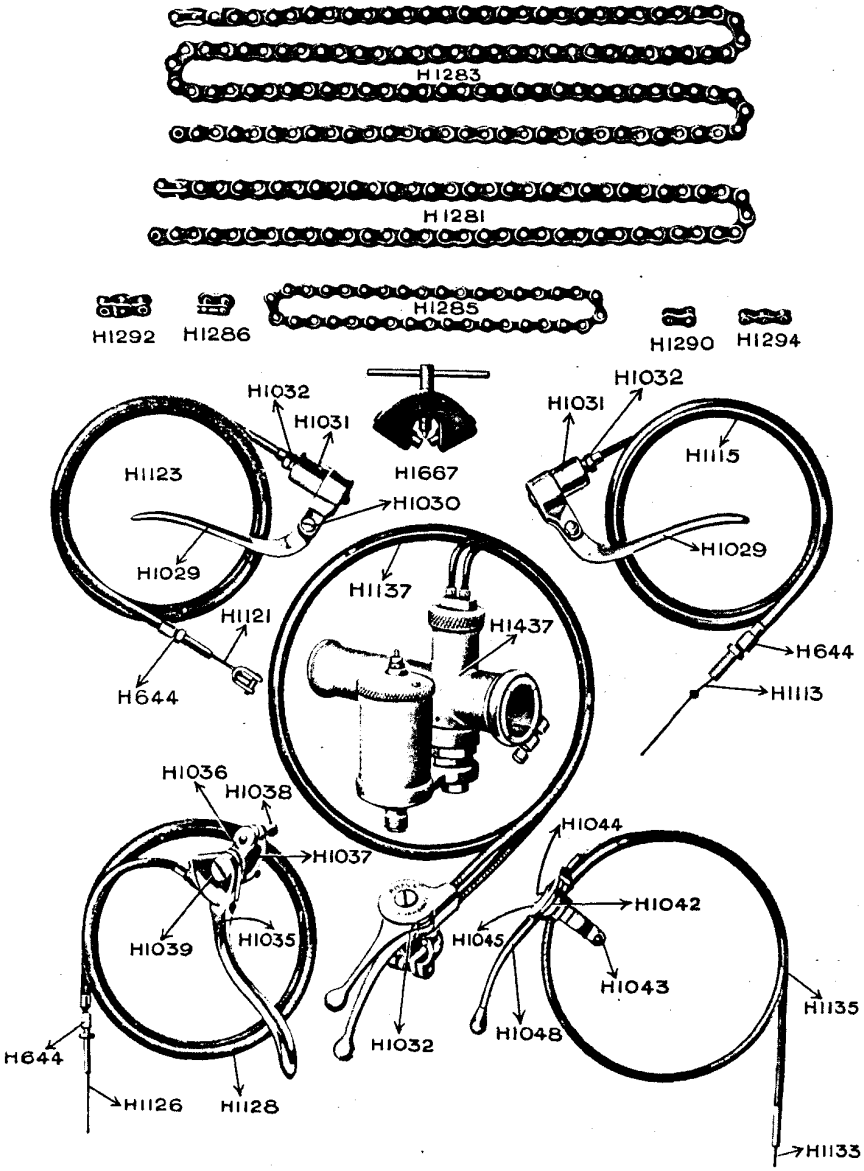

Oil Pumps—Hand, Non-Sight Feed and Sight-Feed Types.

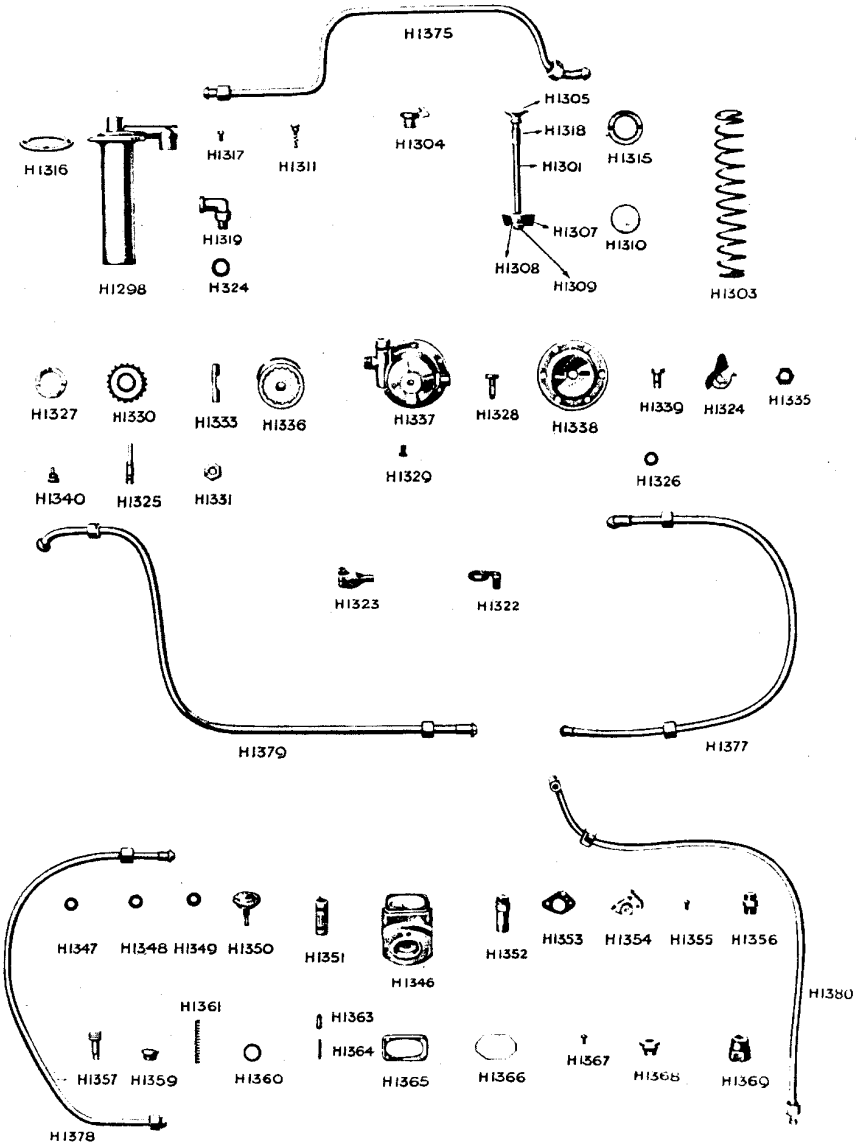

A.M.A.C. Carburetter.

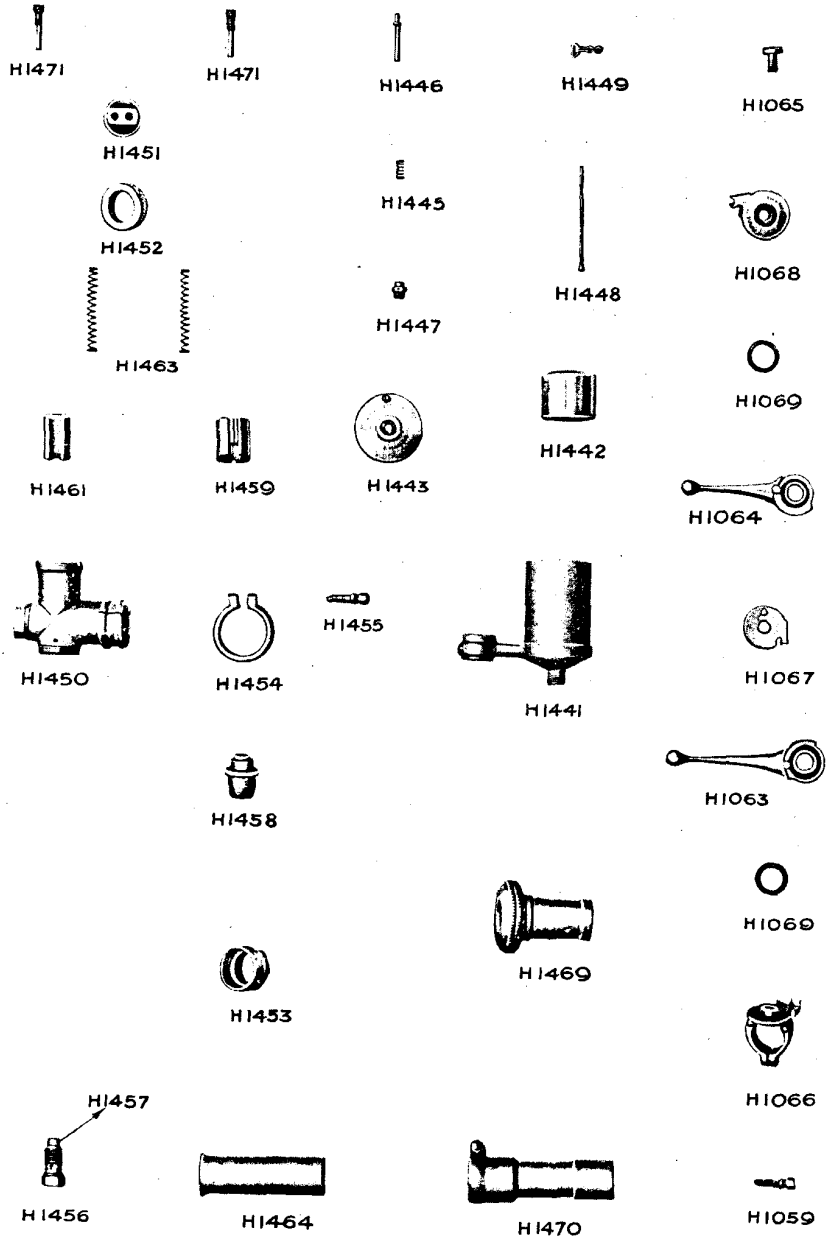

Binks' 2-Jet Carburetter.

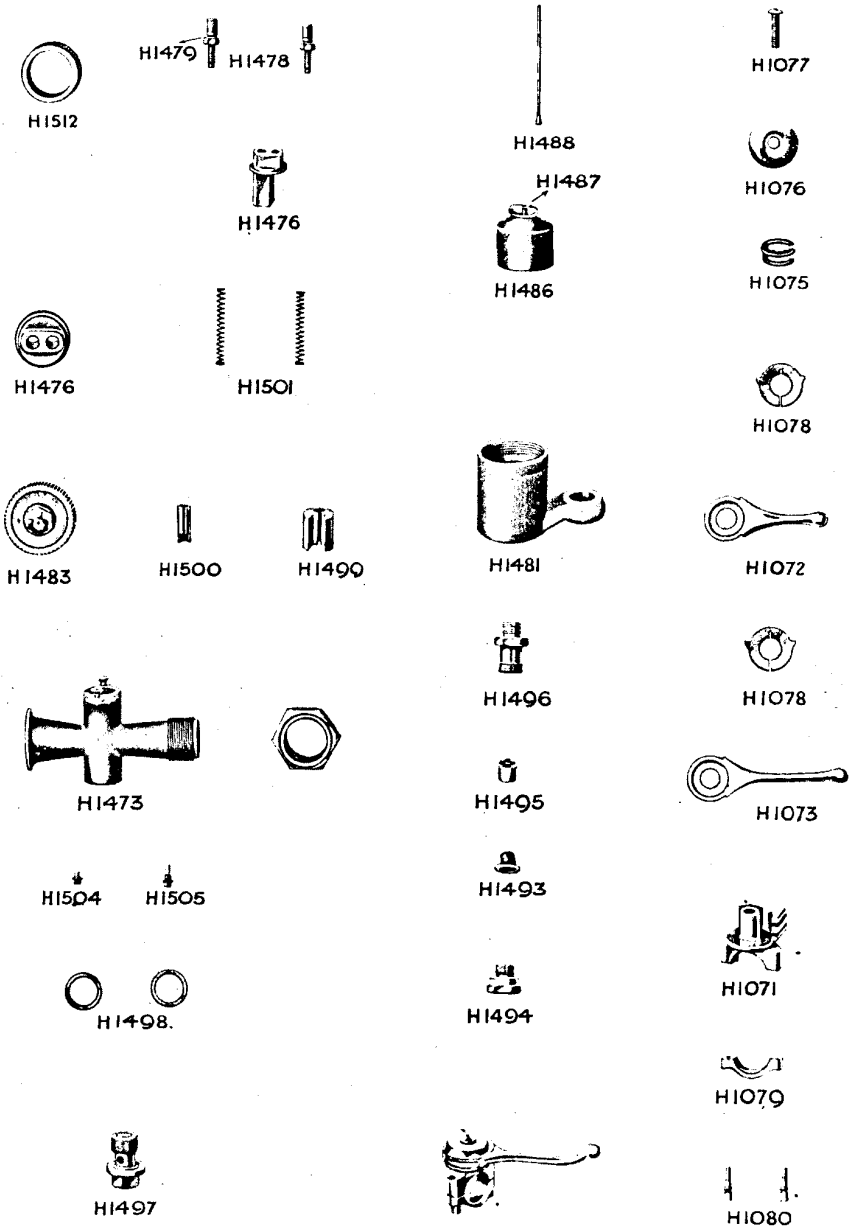
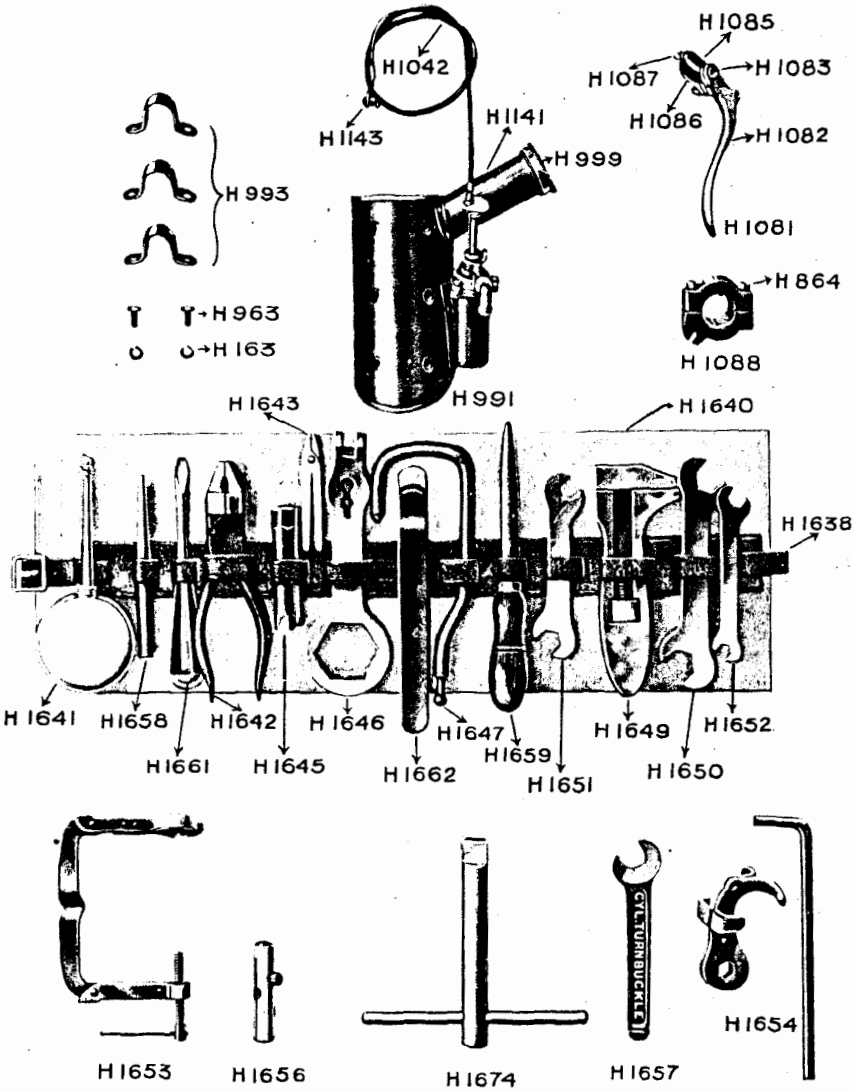
Tool Kit and Tools, Separate Oil Tank and Control.